



BELGARD®
PAVES THE WAY

PRODUCT CATALOG



LOCAL SERVICE NATIONAL REACH

Belgard® has been North America's number one brand of pavers and landscape wall products for over 25 years.

The only nationwide provider of hardscape products, we have established ourselves as an industry leader and dedicated partner to homeowners and industry professionals alike. With over 20,000 hours each year dedicated to research and development, we are renowned for paving the way with expertise and innovations that guide industry trends.

Backed by a national infrastructure of more than 150 operating locations, every town is our town. Our network of Belgard Authorized Contractors is trained to deliver superior craftsmanship, and our products set the standard for quality. We proudly stand behind those products with a lifetime transferable limited warranty, giving you the peace of mind to know that your outdoor space will retain its beauty for years to come.



6 UNIQUE LOOKS TO FIT ANY STYLE

Collections by Belgard®, a simple, straightforward way to navigate our product offerings. Sorted by texture, each collection is a sampling of products that look great together no matter the application.

M METROPOLITAN
Smooth finish. Straight lines.

L LEGACY
Soft edges. Split face.
Accent pieces.

E ENVIRONMENTAL
Permeable. Eco-Friendly.

N NATURAL
Look of slate and worn stone. Sculpted.

H HERITAGE
Antiqued. Tumbled.


P PORCELAIN
High-Definition.
Unbeatable durability.



NOTE: Belgard® cannot guarantee printed color swatches will match actual product. All colors shown are approximate representations of the standard product. Actual colors may vary slightly due to batch variances and environmental conditions at time of photography. Actual sizes may vary by region. Please contact your local Belgard representative for accurate samples, availability and pricing.



See page 7 for Belgard's
2021 Color of the Year



30

PAVERS

METROPOLITAN

Dimensions™p. 26
Melville™ Slabp. 28

NATURAL

Lafitt®p. 30
Lafitt® Rustic Slab.....p. 32

HERITAGE

Belgian Cobble.....p. 34
Dublin Cobble®p. 36

LEGACY

Cambridge Cobble®.....p. 38
Holland Stonep. 40

ENVIRONMENTAL

Aqualine™.....p. 42
Eco Urbana™p. 44
Turfstone™p. 46

PORCELAIN

Noon.....p. 52
Turinp. 54

PRODUCT FEATURES

Belgard Rooms	p. 8
Tru-Scapes Lighting	p. 10
Borders and Accents	p. 48
Versatile Landscaping.....	p. 66
Technical Specs.....	p. 90



60

WALLS

HERITAGE

AB® Collection.....p. 58
Weston Stone™.....p. 60

LEGACY

Diamond® 2.0.....p. 62
Diamond® 9D.....p. 63
Diamond Pro®.....p. 64
Diamond Pro® 9D.....p. 65

VERSATILE LANDSCAPING

METROPOLITAN

Artforms™.....p. 70

NATURAL

Ashlar Tandem™p. 72



76

FIRE FEATURES

NATURAL

Bordeaux™ Series.....p. 76

HERITAGE

Weston Stone™ Fire Pit Kitp. 78

ACCESSORIES

NATURAL

Anglia Edger®.....p. 82
Landings™ Step.....p. 84

HERITAGE

Eastwood Coping.....p. 86
Fountainhead Coping.....p. 88

6 YEARS OF INSPIRING OUTDOOR LIVING DREAMS TOGETHER

Our long-term sponsorship of the HGTV® Dream Home means collaborating with top design professionals to create trend-forward outdoor spaces that inspire millions of homeowners.

VISIT Belgard.com/HGTVDreamHome
FOR MORE THROWBACK PHOTOS FROM THE LAST FIVE YEARS

TOP: ASHLAR TANDEM™ SEAT WALL & AVALON SLATE

BOTTOM: AVALON SLATE & BORDEAUX™ GRILL ISLAND

RIGHT: BORDEAUX™ FIREPLACE AND WOOD BOXES & AVALON SLATE



HGTV, HGTV Dream Home, HGTV Dream Home Giveaway and their associated logos are trademarks of Discovery or its subsidiaries and affiliates. All rights reserved.
Photos © 2016 - 2019 Discovery or its subsidiaries and affiliates. All rights reserved.



Escape back to the idyllic retreats of HGTV® Dream Home



LEFT: MELVILLE™ PLANK, MELVILLE TANDEM™ FIREPIT, ASHLAR TANDEM™ PLANTER BOX, LANDINGS™ STEP & TURIN STEP STONES

TOP: MELVILLE™ PLANK

BOTTOM: TURIN STEP STONES, MELVILLE™ PLANK, & ASHLAR TANDEM™ GRILL ISLAND

2019

WHITEFISH, MONTANA

This **MODERN MOUNTAIN HIDEAWAY** featured seamless transitions between the indoor and outdoor spaces to enhance the dramatic view.




2020

HILTON HEAD ISLAND, SOUTH CAROLINA

This **COASTAL LOW COUNTRY RETREAT** embraced the marsh-front backdrop by weaving organic elements and textures throughout the entire space.

LOOK FOR US IN THE
2021 HGTV DREAM HOME!





Combine Marigold with 2020 Color of the Year, Terrarium, to energize your outdoor spaces.



BRIGHTEN *your* SPACE

with Belgard's Color of the Year

A versatile and vibrant hue, Marigold pairs well with neutrals to add a boost of energy to the Naturalism trend.

Tying in perfectly with last year's pick, Terrarium, this punchy Color of the Year acts like a ray of sunshine to add a cheerful vibe to your outdoor spaces.




MARIGOLD
Belgard Color of the Year




MODERN FARMHOUSE DINING

Natural textures and clean lines combined to create a cozy warmth.



RUSTIC LIVING ROOMS

Neutral tones in a sleek flowing design that's ideal for entertaining.



TIMELESS KITCHENS

Modern outdoor living with enduring, classic appeal.



EXPAND *your* LIVING SPACE

INTRODUCING BELGARD ROOMS

Express your personality in a way that's uniquely you. Our new Belgard Rooms program allows you to effortlessly pair the style of your home with the outdoor living amenities that you desire to create a 3-D fly-through rendering of the exact outdoor living space you've always wanted.

VISIT Belgard.com/Rooms
AND TAKE A TOUR TODAY

LIGHT *up the* NIGHT



BLUETOOTH® TRANSFORMERS

App based transformer allows for easy set-up and programming

Smart Bluetooth wireless landscape lighting transformer with a dashboard to check status and manually control the lights



150 Watt



300 Watt



LOW VOLTAGE PATHWAY LIGHTS for Pathways, Patio Edges & Flower Beds



Traditional Path Light



Classic Path Light



Modern Path Light



Lantern Path Light



ACCENT/SPOT LIGHTS for Plants, Trees, Houses & Landscape Features




Traditional Accent Light



High Power Accent Light



Wall Wash Light



PAVER LIGHTS for Walkways



6-Inch



8-Inch



9-Inch

HARDSCAPE LIGHTS for Steps & Walls



7-Inch



Compact In-Ground Accent



Max In-Ground Accent



PILLAR LIGHTS for Pillars & Columns



Traditional Pillar Light



Modern Pillar Light



Noble Pillar Light





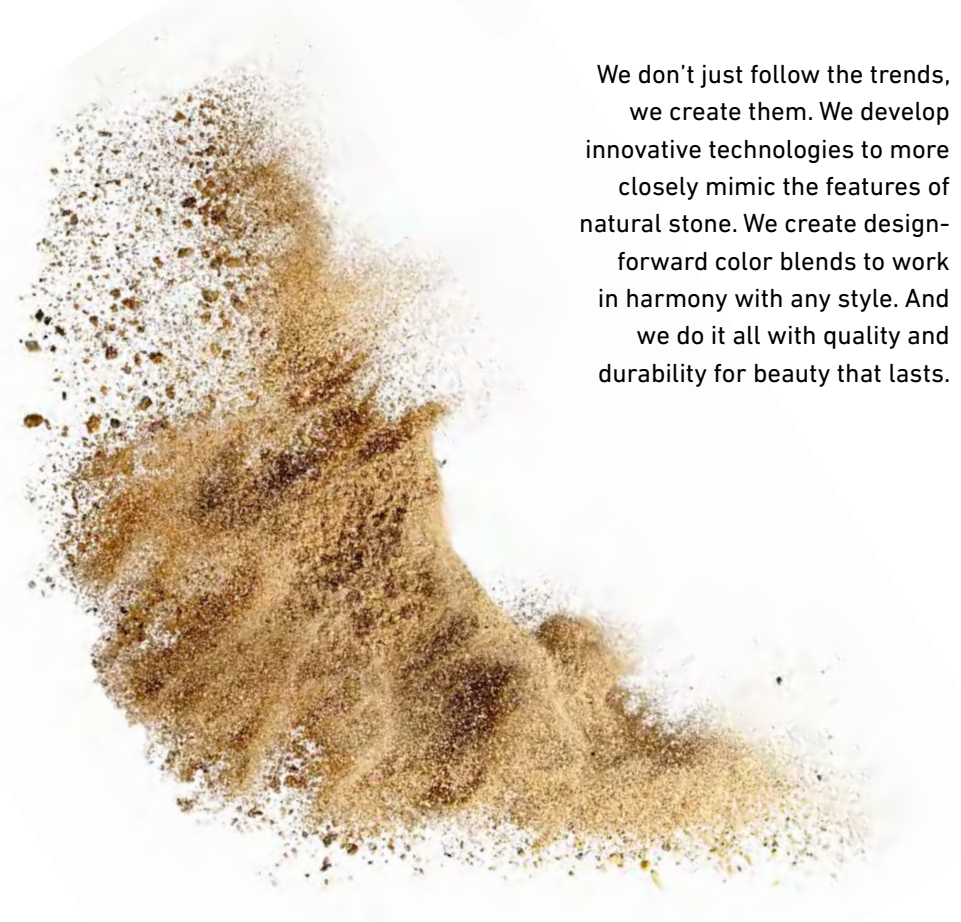
WATER



PIGMENT



**COARSE
& FINE
AGGREGATE**



We don't just follow the trends, we create them. We develop innovative technologies to more closely mimic the features of natural stone. We create design-forward color blends to work in harmony with any style. And we do it all with quality and durability for beauty that lasts.

SEE WHAT WE'RE MADE OF



**PORTLAND
CEMENT**

TEXTURE

Texture plays an integral role in outdoor living design. The textures chosen can add a dimensional aspect, a time-worn aesthetic or an element of sophistication.



SLATE / RUSTIC



SCULPTED



COBBLED



DIMPLED



SMOOTH / GRANA



STANDARD



DISTRESSED



TUMBLED

SCALE

Depending on the design goals, the shape and size of a paver can help make an outdoor space look more cozy, more open and contemporary, or more in harmony with the surrounding environment.

4" X 8"
HOLLAND STONE



5" X 11¹/₁₆"
MELVILLE™ PLANK



6" X 12"
DIMENSIONS™

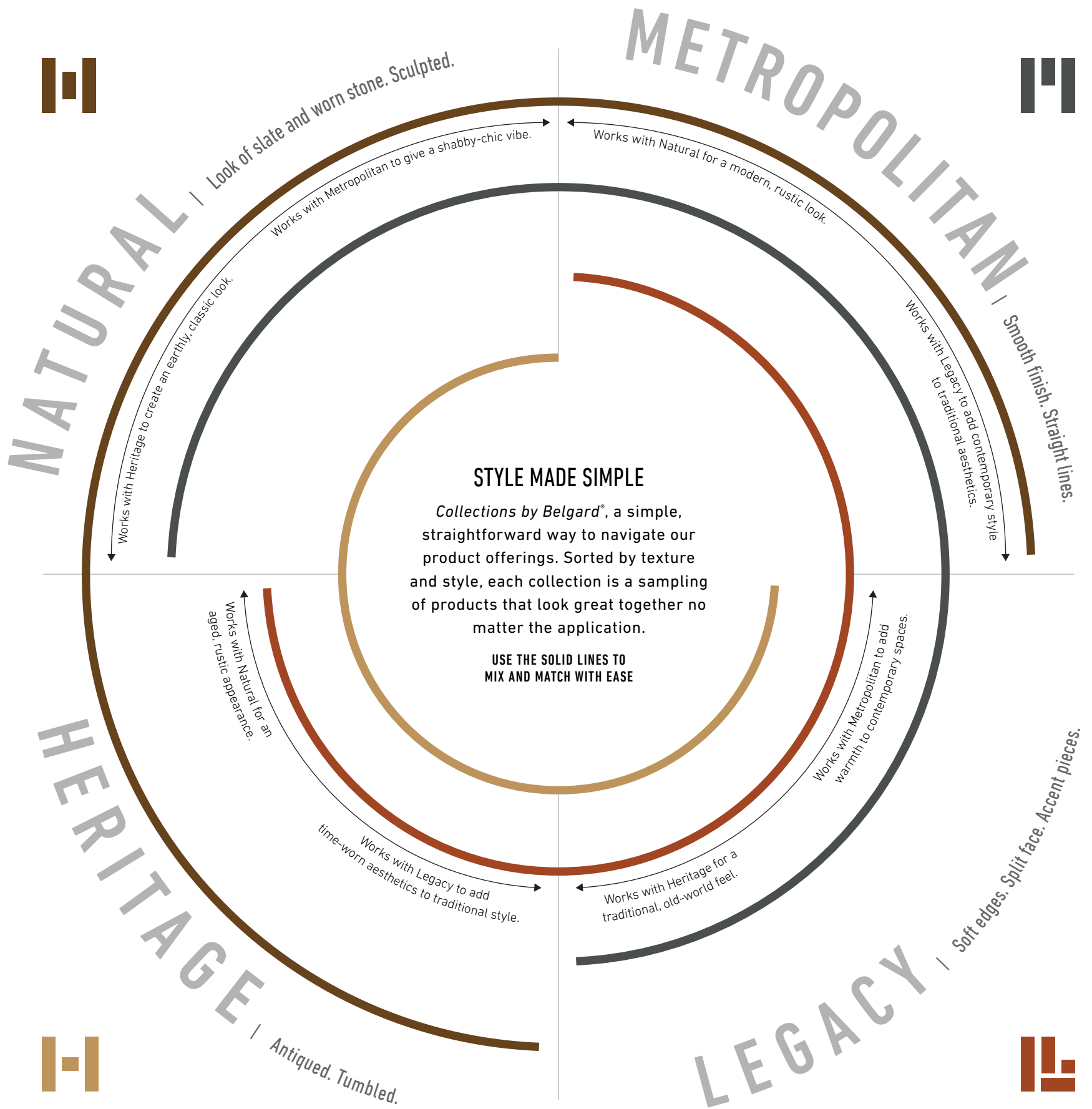



15¹/₈" X 11¹/₁₆"
MEGA-ARBEL™



15¹/₄" X 23³/₁₆"
TURFSTONE™










METROPOLITAN & LEGACY

The soft edges of Legacy accent the smooth, straight lines of Metropolitan



HERITAGE & LEGACY

Use the Legacy collection to accent the antiqued look of Heritage

MIX, MATCH & MORE WITH COLLECTIONS



NATURAL & METROPOLITAN

The sculpted look of Natural provides textural contrast to the smooth finish of Metropolitan



NATURAL & HERITAGE

The worn stone slate of Natural pairs well with the antiqued look of Heritage






*Top: Holland Stone in Gray Granite
Bottom: Lafitt® Paver in Avondale
Right: Diamond Pro® in Sheffield Beige*









Left: Lafitt® Rustic Slab in Belgian Stone

Top: Aqualine™ in Gray Granite

Bottom: Melville™ Slab in Linen and Belgard® Turf





*Top: Lafitt® Paver in Belgian Stone and
Diamond 90® in Oxford Charcoal*


*Bottom: Dublin Cobble in Avondale, Anglia® Edger
in Cotswold Mist and Tru-Scapes Pathway Light*

*Right: Cambridge Cobble® in Napoli & Avondale
with Dublin Cobble border in Carriage House and
Brighton™ Fireplace & Wood Boxes*










Left: Eco-Urbana™ Stone in Avondale

Top: Ashlar Tandem™ in Avondale and Landings™ Step in Midnight

Bottom: Melville™ Plank in Graphite with Ashwood border and Holland Stone border in Gray-Granite



LEGEND



METROPOLITAN



NATURAL



HERITAGE



LEGACY



ENVIRONMENTAL





PERMEABLE



VEHICULAR
USE



PAVERS



METROPOLITAN

NEW

26
Dimensions™

28
Melville™ Slab

NATURAL

30
Lafitt®

32
Lafitt® Rustic Slab

HERITAGE

34
Belgian Cobble

36
Dublin Cobble®

LEGACY

38
Cambridge Cobble®

40
Holland Stone

ENVIRONMENTAL

42
Aqualine™

44
Eco Urbana™

46
Turfstone™

slate
smooth
tumbled




DIMENSIONS™

NEW



FOUNDRY



LINEN




LARGE-SCALE
VERSATILE
DESIGN-FOCUSED

24 X 36 | 60MM



24 x 36 x 2 3/8







MELVILLE™


SLAB



ASHWOOD



AVONDALE



LINEN




SMOOTH
SOPHISTICATED
MODULAR


3-PIECE | 60MM



7³/₈ x 14⁷/₈ x 2³/₈



14⁷/₈ x 14⁷/₈ x 2³/₈



14⁷/₈ x 22⁷/₁₆ x 2³/₈








LAFITT[®]


PAVER & OVERLAY



ASHWOOD



AVONDALE



BELGIAN STONE



VINTAGE
NATURAL
CHISELED

3-PIECE | 60MM



3³/₁₆ x 7¹/₁₆ x 2³/₈



7¹/₁₆ x 7¹/₁₆ x 2³/₈



7¹/₁₆ x 10⁵/₈ x 2³/₈



3³/₁₆ x 7¹/₁₆ x 1³/₁₆




7¹/₁₆ x 7¹/₁₆ x 1³/₁₆



7¹/₁₆ x 10⁵/₈ x 1³/₁₆

3-PIECE OVERLAY | 30MM* *Vehicular use only approved with use of DriBond™*

**Only available in Avondale and Belgian Stone*









LAFITT[®]


RUSTIC SLAB



ASHWOOD*



AVONDALE



BELGIAN STONE




PASTORAL
EXPANSIVE
TEXTURED


3-PIECE | 50MM



14⁷/₈ x 7³/₈ x 2




14⁷/₈ x 14⁷/₈ x 2



14⁷/₈ x 22⁷/₁₆ x 2

**Swatch represents product color only, not surface texture, dimension or shape.*







BELGIAN COBBLE®



MIDNIGHT



MOONLIGHT



ORGANIC
TIME-WORN
COBBLED

MULTI-PIECE | 60MM*




Variable x 2 3/8









DUBLIN COBBLE®



ARDENNES GRAY



AVONDALE



CARRIAGE HOUSE



FOSSIL BEIGE



DISTRESSED
ELEGANT
VERSATILE

3-PIECE | 60MM



3 x 6 x 2³/₈



6 x 6 x 2³/₈



6 x 9 x 2³/₈






CAMBRIDGE COBBLE®



AVONDALE



GRAPHITE*



CHATTAHOOCHEE



NAPOLI



COUNTRY BLEND



PILLOW-TOP
OLD WORLD
UNIVERSAL

3-PIECE | 60MM

6 X 9 | 60MM



3 x 6 x 2 3/8



6 x 6 x 2 3/8



6 x 9 x 2 3/8



6 x 9 x 2 3/8

*Only available in 6 x 9







HOLLAND STONE




AVONDALE



COUNTRY BLEND



GEORGIA BLEND



GRAY-GRANITE



CLASSIC
TAILORED
ACCENT

60MM



4 x 8 x 2 3/8








AQUALINE™



AVONDALE



GRAPHITE



GRAY-GRANITE




SMOOTH
INTERLOCKING
LINEAR

80MM




4½ x 9 x 3⅞











ECO URBANA™



AVONDALE



BELGIAN STONE

 TEXTURED
 MODULAR
 INTEGRAL

3-PIECE | 80MM



3¹/₁₆ x 7⁷/₈ x 3¹/₈



7⁷/₈ x 7⁷/₈ x 3¹/₈



7⁷/₈ x 11¹³/₁₆ x 3¹/₈

LARGE SQUARE | 80MM



11¹³/₁₆ x 11¹³/₁₆ x 3¹/₈







TURFSTONE™



GRAY





 STABILIZING
 GRID PATTERN
 TACTILE

80MM



15¾ x 23⅝ x 3⅛







BORDERED *or* BOUNDLESS

EASY STYLE WITH BORDERS

Borders and banding can take your project to a whole new level. Ask your Belgard Authorized Contractor about complementing border options for your project.

GET MORE DESIGN OPTIONS WITH 3 X 3 & 3 X 9

Contact your Belgard Representative for availability and lead times.

CAMBRIDGE COBBLE



6 x 9 x 2 $\frac{3}{8}$

HOLLAND STONE



4 x 8 x 2 $\frac{3}{8}$




ACCENTUATE STYLE

Using the same paver but at a different angle or choosing a contrasting color can add personality to your outdoor space. Introducing different shapes and textures can add richness and drama to even the simplest design.

TOP: Cambridge Cobble in Napoli and Weston Stone in Carriage House

LEFT: Noon Porcelain Paver by Mirage in Daylight with Ember border

RIGHT: Lafitt Rustic Slab in Belgian Stone and Holland Stone in Gray-Granite





LEGEND



PORCELAIN



UNIFORM
APPEARANCE



SLIGHT
VARIATION




MODERATE
VARIATION



SUBSTANTIAL
VARIATION



REFLECTIVE
SCALE




PORCELAIN



PORCELAIN


50
Noon

52
Turin™



stone finish
wood finish
concrete finish

VISIT [Beldgard.com/Porcelain](http://Belgard.com/Porcelain)
FOR MORE STYLES AND COLORS



DAYLIGHT
NN 01 ST



EMBER
NN 02 ST



HONEY
NN 03 ST



WARM
LIVELY
AGED

12 X 48



11.73 x 47.17 x 3/4

*Spacers are required for all porcelain paver installations.
This product can be installed using an elevated system.
For vehicular applications, there must be
a mortar install over a concrete slab.
Visit Belgard.com/porcelain for additional installation details.*




MIRAGE
Porcelain. Design. Sustainability.








TURIN




FROST
TN 01 NAT



CANYON
TN 02 NAT



RAPIDS
TN 03 NAT



STREAM
TN 04 NAT



OVERSIZED
CLEAN
CONTEMPORARY

24 X 24




23.54 x 23.54 x 3/4

Spacers are required for all porcelain paver installations.
This product can be installed using an elevated system.
For vehicular applications, there must be
a mortar install over a concrete slab.
Visit Belgard.com/porcelain for additional installation details.



MIRAGE
Porcelain. Design. Sustainability






LEGEND



WALLS



HERITAGE

58
AB® Collection

60
Weston Stone™


LEGACY

62
Diamond® 2.0

63
Diamond® 9D

64
Diamond Pro®

65
Diamond Pro® 9D



*freestanding
retaining
garden*



AB[®] COLLECTION



BUFF



GRAY



SAVANNAH



TOCCOA



RETAINING

TEXTURED
NATURAL
EUROPEAN

AB CLASSIC
6° SETBACK



8 x 18 x 12

AB CORNER



8 x 16 x 8

AB CAP



4 x 17½ x 12







WESTON STONE™



AVONDALE



CARRIAGE HOUSE



FREESTANDING / RETAINING

TUMBLED
RUSTIC
ADAPTABLE

UNIVERSAL




4 x 12 x 8







CARRIAGE HOUSE



OXFORD CHARCOAL



SHEFFIELD BEIGE



FREESTANDING
DISTRESSED
MULTIPURPOSE
CLASSIC



DIAMOND[®]

2.0



SMALL

MEDIUM

LARGE

CORNER/COLUMN

U START BASE BLOCK



6 x 6 x 5




6 x 12 x 5



6 x 18 x 5



6 x 16 x 8



3½ x 18½ x 12

Recommended for use with
all available wall block
units. See Belgard.com for
full product information.

U Start Base Block actual coverage length is 16¹¹/₁₆"



DIAMOND[®]

9D



CARRIAGE HOUSE

OXFORD CHARCOAL

SHEFFIELD BEIGE



RETAINING

DISTRESSED
MULTIPURPOSE
CLASSIC

BLOCK6 x 17 $\frac{3}{4}$ x 9**CORNER/COLUMN**

6 x 16 x 8

U START BASE BLOCK3 $\frac{1}{2}$ x 18 $\frac{1}{2}$ x 12

*Recommended for use with
all available wall block
units. See Belgard.com for
full product information.*

U Start Base Block actual coverage length is 16 $\frac{1}{16}$ "



BUFF



CARRIAGE HOUSE



GRAY



SHEFFIELD BEIGE



RETAINING

DISTRESSED
MULTIPURPOSE
CLASSIC



**DIAMOND
PRO[®]**

ENGINEERED SOLUTIONS BY
ANCHOR
WALL SYSTEMS

DIAMOND PRO

8 x 18 x 12

CORNER

8 x 18 x 9

PRO CAP

4 x 12 x 18




DIAMOND PRO 9D



BUFF



CARRIAGE HOUSE



GRAY



SHEFFIELD BEIGE



RETAINING

DISTRESSED
MULTIPURPOSE
CLASSIC

DIAMOND PRO 9D



8 x 18 x 9

CORNER



8 x 18 x 9

PRO CAP



4 x 12 x 18

TAKE *it from* THE PROS



As the originator of the Diamond rear-lip system, **Anchor Wall Systems** is the industry expert on both residential and commercial retaining walls.



Trusted to build walls up to 100 feet high

SAME BLOCK, TWO OPTIONS FOR INSTALL

Both rear-lip and pin system establish wall position setback. The choice is yours.



NEW



QUARRIED FACE



STONE CUT



VICTORIAN FACE

SMOOTH FACE

DIAMOND PRO[®] SERIES



WITH 100 MILLION+ UNITS SOLD, DIAMOND PRO IS THE #1 CHOICE FOR COMMERCIAL WALL BLOCKS. First developed in the 1990s, the Diamond Pro Series quickly became contractors' preferred wall block for large-scale walls.

VISIT Belgard.com/DiamondPro FOR MORE STYLES AND COLORS

The Diamond[®] Wall System is the gold standard for residential retaining walls. Following professional demand, the 8" high version was developed and introduced as the Pro Series.

DIAMOND PRO[®]

Launched in 1996, Diamond Pro Retaining Wall System was created out of the need for a reliable commercial use product.



Available in straight face, beveled face styles & a corner unit. 4" matching split face cap.

DIAMOND PRO STONE CUT[®]

Launched in 1999, Diamond Pro Stone Cut Retaining Wall System was developed with a crunch technology, giving the appearance of rough-hewn and a more natural stone look.



Available in solid, virtual joint face styles & a corner unit. 4" matching split face cap.

DIAMOND PRO[®] QUARRIED FACE

Launched in 2018, Diamond Pro Quarried Face Retaining Wall System was created with a sculpted or chiseled look you would find in a quarry.



Available with a corner unit. 4" matching sculpted face cap.

DIAMOND PRO[®] PS

Launched in 2016, Diamond Pro PS Retaining Wall System gives contractors the option of a non rear-lip with the ease of a pin system.



Available in Beveled Face, Victorian Face & Virtual Joints. 4" matching split face cap.

NEW DIAMOND PRO[®] SMOOTH FACE

Launched in 2020, Diamond Pro Smooth Face Retaining Wall System was developed given the latest trends of a contemporary and modern look.



Available with a corner unit. 4" matching smooth face cap.



LEGEND



METROPOLITAN



NATURAL



*When your project demands more
from a product, these materials
offer limitless possibilities*

VISIT [Beldgard.com/VersatileLandscaping](http://Belgard.com/VersatileLandscaping)
FOR OUR PROJECT IDEA BOOK AND MORE

METROPOLITAN

70
Artforms™

NATURAL

72
Ashlar Tandem™

VERSATILE LANDSCAPING



REVOLUTIONIZE
your PATIO

CUSTOMIZE YOUR SPACE WITH ARTFORMS™

This revolutionary system utilizes a large-format modular panel system to create infinite design possibilities with ease. High-strength concrete is mechanically fastened with stainless steel hardware creating little to no mess or disruption.



SHAPES & SIZES



18 x 36 x 3



6 x 36 x 3

AVAILABLE COLORS



SCANDINA GREY



AMBER BEIGE



SHADED GREY



ROCKLAND BLACK

Please contact your local Belgard representative for accurate samples, availability and pricing.



SEE WHAT'S POSSIBLE AT Belgard.com/Artforms
OR CHECK OUT OUR ARTFORMS IDEA BOOK





ASHLAR TANDEM™



ASHWOOD*



AVONDALE



FREESTANDING / RETAINING

MULTI-PIECE
CHISELED
VERSATILE

**Swatch represents product color only, not surface texture, dimension or shape.*

Installed in HGTV's Dream Home 2020!



Belgard.com/HGTVDreamHome

ASHLAR TANDEM UNITS 1, 2 & 3

7 x 13³/₁₆ x 2⁵/₈7 x 15¹/₁₆ x 2⁵/₈7 x 18⁷/₁₆ x 2⁵/₈

TANDEM CAP

3¹/₄ x 24 x 15


MODULAR BLOCK

7¹/₁₆ x 7⁷/₁₆ x 7⁷/₁₆
(Connectors Included)

8" CONNECTOR



TANDEM COLUMN KIT



TANDEM MODULAR GRID




Visit Belgard.com for full product information.

U START BASE BLOCK*


3¹/₂ x 18⁷/₁₆ x 12*
(Sold Separately)

Recommended for use with all available wall block units. Visit Belgard.com for full product information.

**Note: U Start Base Block actual coverage length is 16¹/₁₆*







LEGEND




NATURAL



HERITAGE

FIRE FEATURES



NATURAL

76
Bordeaux™
Series

HERITAGE

78
Weston Stone™
Fire Pit Kit



BORDEAUX™

SERIES



SIENNA
BODY COLOR



MIDNIGHT
BODY COLOR



PEWTER
BODY COLOR



NATURAL
POLISHED
GRAND



GRILL ISLAND*

2'6"D x 5'11"W x 3'5"H
(Grill and doors included)



FIREPLACE WOOD BOXES

2'1¼"D x 3'3"W x 3'1"H per box
(Sold as pair)




FIREPLACE

2'7"D x 4'3"W x 7'8"H
Also available in XL:
Approximately 9 ft. tall



LINEAR FIRE TABLE*

2'11"D x 6'2"W x 2'5"H



LINEAR FIREPLACE*

3'6½"D x 4'5¼"W x 7'8"H

PLEASE NOTE: All of our fireplaces and fire pits come standard as wood-burning units. However, our fireplaces and fire pits can be retro-fitted for gas burning log sets and burners. Please contact us for more details at 877-235-4273. Be sure to check with your local municipality for any codes that may affect your installation. Grill island includes Summerset Grill and Door Set. Grill is available in propane or natural gas. Must be specified when placing order.

**Special Order*







WESTON STONE™

FIRE PIT KIT



AVONDALE

CARRIAGE HOUSE



TUMBLER
RUSTIC
ADAPTABLE

ROUND FIRE PIT:

Outside is 4' 10" in diameter
Stacks up to 4 rows high

Metal ring insert, grate and glue are included


FIREPIT KIT



4 x 8 x 8



4 x 12 x 8







LEGEND




NATURAL



HERITAGE

ACCESSORIES



NATURAL

80
Anglia Edger®

82
Landings™ Step

HERITAGE

84
Eastwood Coping

85
Fountainhead Coping



ANGLIA EDGER®



COTSWOLD MIST



GASCONY TAN



CHISELED
TAPERED
ACCENT

MULTI-PIECE



5¼ x 8⅞ x 8



5¼ x 10½ x 8



5¼ x 15⅞ x 8



5¼ x 18 x 8







LANDINGS™

STEP UNIT



MIDNIGHT



MOONLIGHT



TAN

STEP UNIT



6 x 48 x 18




QUARRIED
GRAND
ORGANIC


Installed in HGTV's Dream Home 2020!




Belgard.com/HGTVDreamHome







ASHWOOD



AVONDALE

H
 BULLNOSED
 DISTINCTIVE
 ACCENT



EASTWOOD

COPING

COPING



6 x 12 x 2³/₈

**Swatches represent product color only, not surface texture, dimension or shape.*



FOUNTAINHEAD

COPING



CHARCOAL



CHESTNUT



CREAM



SHAPED
SCALLOPED
VERSATILE

COPING



4 x 9 x 2 3/8 | 4 inch drop*

**Silo shown is grouping of product*

COMPLETE PAVER CARE

For over 35 years, installers and homeowners everywhere trust the effectiveness and durability of Techniseal® products to keep their hardscapes as beautiful as they envisioned.

Over 35 million sq. ft. of sealer coverage shipped from 2016 to present – 43 times the size of Madison Square Garden in New York

Over 107 million sq. ft. of sand coverage shipped from 2016 to present – 3 times the size of Central Park in New York

Over 98,000 gallons of cleaners shipped from 2016 to present – the equivalent of 36 minutes of water dropping from Burney Falls in California





INSTALL

SANDS

High-performance jointing materials remain flexible to withstand seasonal weather impact, with lasting durability to prevent weed and insect invasion. Sand is available in a variety of colors to suit your style; contact your local Belgard® Representative for your regional offerings.



CLEAN

CLEANERS



Superior solutions for any cleaning challenge, from light cleaning to deep oil, rust, or grime removal.



PROTECT

SEALERS











Enhance the look of your outdoor space with the perfect finish, while protecting your hardscape from weathering and staining.

PREVENTATIVE MAINTENANCE

Untreated concrete pavers are porous and can absorb stains if not properly maintained. To keep your space looking its best, address surface grime and stubborn spots with Techniseal specialized cleaners to help prevent long-term damage to your pavers. Select a high-quality Techniseal sealer in your preferred finish to enhance your hardscape's overall look and help prevent stains. Whether installing a new hardscape or restoring an existing space, Techniseal offers solutions to maximize the life of concrete pavers.





PAVERS


PALLET INFORMATION / ESTIMATING CHART




AQUALINE			SQFT/ PALLET	SQFT/ LAYER	LAYER/ PALLET	UNITS/ PALLET	WEIGHT/ PALLET	LNFT/PALLET (SOLDIER)	LNFT/PALLET (SAILOR)
4.5 X 9		4½ x 9 x 3½	90	11.25	8	320	3100	240	120
	BELGIAN COBBLE								
		Variable x 2¾	68	-	-	320	1640	-	-
CAMBRIDGE COBBLE			SQFT/ PALLET	SQFT/ LAYER	LAYER/ PALLET	UNITS/ PALLET	WEIGHT/ PALLET	LNFT/PALLET (SOLDIER)	LNFT/PALLET (SAILOR)
3-PIECE		3 x 6 x 2¾	21	1.9	-	176	-	-	-
		6 x 6 x 2¾	42	3.8	-	176	-	-	-
		6 x 9 x 2¾	63	5.7	-	176	-	-	-
	TOTAL			126	11.45	11	528	3310	-
ACCENT 6 X 9		6 x 9 x 2¾	115	11.5	10	300	3050	150	225
	DIMENSIONS NEW!			SQFT/ PALLET	SQFT/ LAYER	LAYER/ PALLET	UNITS/ PALLET	WEIGHT/ PALLET	LNFT/PALLET (SOLDIER)
	24 x 36 x 2¾	120.0	12.0	10	20	3374.0	-	-	
DUBLIN COBBLE			SQFT/ PALLET	SQFT/ LAYER	LAYER/ PALLET	UNITS/ PALLET	WEIGHT/ PALLET	LNFT/PALLET (SOLDIER)	LNFT/PALLET (SAILOR)
3-PIECE		3 x 6 x 2¾	21	1.9	-	176	-	-	-
		6 x 6 x 2¾	42	3.8	-	176	-	-	-
		6 x 9 x 2¾	63	5.7	-	176	-	-	-
	TOTAL			126	11.45	11	528	3375	-




PAVERS

PALLET INFORMATION / ESTIMATING CHART

ECO URBANA			SQFT/ PALLET	SQFT/ LAYER	LAYER/ PALLET	UNITS/ PALLET	WEIGHT/ PALLET	LNFT/PALLET (SOLDIER)	LNFT/PALLET (SAILOR)
3-PIECE		3 ¹⁵ / ₁₆ x 7 ⁷ / ₈ x 3 ¹ / ₂	15	1.88	-	72	-	-	-
		7 ⁷ / ₈ x 7 ⁷ / ₈ x 3 ¹ / ₂	30	3.75	-	72	-	-	-
		7 ⁷ / ₈ x 11 ¹³ / ₁₆ x 3 ¹ / ₂	45	5.63	-	72	-	-	-
TOTAL			90	11.25	8	216	3200	-	-
LARGE SQUARE		11 ¹³ / ₁₆ x 11 ¹³ / ₁₆ x 3 ¹ / ₂	92	11.5	8	96	3220	-	-





HOLLAND STONE			SQFT/ PALLET	SQFT/ LAYER	LAYER/ PALLET	UNITS/ PALLET	WEIGHT/ PALLET	LNFT/PALLET (SOLDIER)	LNFT/PALLET (SAILOR)
4 X 8		4 x 8 x 2 ³ / ₈	120	12	10	540	3375	-	-



LAFITT PAVER			SQFT/ PALLET	SQFT/ LAYER	LAYER/ PALLET	UNITS/ PALLET	WEIGHT/ PALLET	LNFT/PALLET (SOLDIER)	LNFT/PALLET (SAILOR)
3-PIECE		3 ³ / ₁₆ x 7 ¹ / ₁₆ x 2 ⁵ / ₈	19	1.73	-	110	-	-	-
		7 ¹ / ₁₆ x 7 ¹ / ₁₆ x 2 ⁵ / ₈	43	3.91	-	121	-	-	-
		7 ¹ / ₁₆ x 10 ⁵ / ₈ x 2 ⁵ / ₈	63	5.73	-	121	-	-	-
TOTAL			125	11.36	11	352	3250	-	-



LAFITT PAVER OVERLAY			SQFT/ PALLET	SQFT/ LAYER	LAYER/ PALLET	UNITS/ PALLET	WEIGHT/ PALLET	LNFT/PALLET (SOLDIER)	LNFT/PALLET (SAILOR)
3-PIECE		3 ³ / ₁₆ x 7 ¹ / ₁₆ x 1 ³ / ₁₆	26	2.36	-	150	-	-	-
		7 ¹ / ₁₆ x 7 ¹ / ₁₆ x 1 ³ / ₁₆	58	3.87	-	165	-	-	-
		7 ¹ / ₁₆ x 10 ⁵ / ₈ x 1 ³ / ₁₆	86	5.73	-	165	-	-	-
TOTAL			170	11.33	15	480	2131	-	-

PAVERS

PALLET INFORMATION / ESTIMATING CHART



 LAFITT RUSTIC SLAB			SQFT/ PALLET	SQFT/ LAYER	LAYER/ PALLET	UNITS/ PALLET	WEIGHT/ PALLET	LNFT/PALLET (SOLDIER)	LNFT/PALLET (SAILOR)
3-PIECE		14 ⁷ / ₈ x 7 ³ / ₈ x 2	31	2.38	-	39	-	-	-
		14 ⁷ / ₈ x 14 ⁷ / ₈ x 2	60	4.62	-	39	-	-	-
		14 ⁷ / ₈ x 22 ⁷ / ₁₆ x 2	60	4.62	-	26	-	-	-
TOTAL			151	11.61	13	104	3250	-	-



 MELVILLE SLAB			SQFT/ PALLET	SQFT/ LAYER	LAYER/ PALLET	UNITS/ PALLET	WEIGHT/ PALLET	LNFT/PALLET (SOLDIER)	LNFT/PALLET (SAILOR)
3-PIECE		7 ³ / ₈ x 14 ⁷ / ₈ x 2 ³ / ₈	26	2.38	-	33	-	-	-
		14 ⁷ / ₈ x 14 ⁷ / ₈ x 2 ³ / ₈	51	4.62	-	33	-	-	-
		14 ⁷ / ₈ x 22 ⁷ / ₁₆ x 2 ³ / ₈	51	4.62	-	22	-	-	-
TOTAL			128	11.64	11	88	3456	-	-

 TURFSTONE			SQFT/ PALLET	SQFT/ LAYER	LAYER/ PALLET	UNITS/ PALLET	WEIGHT/ PALLET	LNFT/PALLET (SOLDIER)	LNFT/PALLET (SAILOR)
80MM		15 ³ / ₄ x 23 ³ / ₈ x 3 ¹ / ₈	133	13.3	10	50	2833	-	-

PORCELAIN



PALLET INFORMATION / ESTIMATING CHART




 NOON			GROSS WEIGHT / BOX	PIECES / BOX	SQ FT / BOX	BOXES / FULL PALLET	SQ FT / PALLET	GROSS WEIGHT / PALLET
12 X 48		12 x 48 x ³ / ₄	279	5.06	5	-	279	1460





 TURIN			GROSS WEIGHT / BOX	PIECES / BOX	SQ FT / BOX	BOXES / FULL PALLET	SQ FT / PALLET	GROSS WEIGHT / PALLET
24 X 24		24 x 24 x ³ / ₄	33 kg / 72	2	7.75	30	232.5	2280



WALLS

PALLET INFORMATION / ESTIMATING CHART

 DIAMOND 2.0			SQFT/ PALLET	SQFT/ LAYER	LAYER/ PALLET	UNITS/ PALLET	UNITS/ SQFT	WEIGHT/ UNIT	WEIGHT/ PALLET
SMALL		6 x 6 x 5	4	1	4	32	.25	-	-
MEDIUM		6 x 12 x 5	8	2	4	32	.5	-	-
LARGE		6 x 18 x 5	12	3	4	32	.75	-	-
TOTAL			-	-	4	96	-	-	-


 DIAMOND 9D			SQFT/ PALLET	SQFT/ LAYER	LAYER/ PALLET	UNITS/ PALLET	UNITS/ SQFT	WEIGHT/ UNIT	WEIGHT/ PALLET
WALL		6 x 17 $\frac{3}{4}$ x 9	45	9	5	60	.74	55	3300
CORNER		6 x 16 x 8	40	10	4	96	-	-	3236



 DIAMOND PRO			SQFT/ PALLET	SQFT/ LAYER	LAYER/ PALLET	UNITS/ PALLET	UNITS/ SQFT	WEIGHT/ UNIT	WEIGHT/ PALLET
WALL		8 x 18 x 9	48	12	4	48	1	80	3874
PRO 9D		8 x 18 x 9	48	12	4	48	1	-	2880
CORNER		8 x 18 x 9	60	-	-	40	1.5	88	3520

 RETAINING WALL CAP			LNFT/ PALLET	LNFT/ LAYER	LAYER/ PALLET	UNITS/ PALLET	UNITS/ SQFT	WEIGHT/ UNIT	WEIGHT/ PALLET
CAP		4 x 12 x 18	96	12	8	64	1.351	-	4096

WALLS





PALLET INFORMATION / ESTIMATING CHART



U START BASE BLOCK		SQFT/ PALLET	SQFT/ LAYER	LAYER/ PALLET	UNITS/ PALLET	UNITS/ SQFT	WEIGHT/ UNIT	WEIGHT/ PALLET	
BLOCK		3½ x 18½ x 12	-	-	7	56	-	50.7	2890

WESTON STONE		SQFT/ PALLET	SQFT/ LAYER	LAYER/ PALLET	UNITS/ PALLET	UNITS/ SQFT	WEIGHT/ UNIT	WEIGHT/ PALLET	
UNIVERSAL		4 x 12 x 8	40	6.7	6	120	0.33	29	3480
KIT		4 x 8 x 8	-	-	-	72	-	-	1575

VERSATILE LANDSCAPING

PALLET INFORMATION / ESTIMATING CHART




ASHLAR TANDEM		SQFT/ PALLET	SQFT/ LAYER	LAYERS/ PALLET	UNITS/ PALLET	UNITS/ SQFT	WEIGHT/ UNIT	WEIGHT/ PALLET	
TANDEM UNITS		7 x 13¾ x 2⅝	-	2.56	-	28	0.64	17	-
		7 x 15¼ x 2⅝	-	3.08	-	28	0.77	21	-
		7 x 18¾ x 2⅝	-	3.6	-	28	0.9	24	-
TOTAL		70	10	7	84	2.31	62	2000	
CAP		15 x 24 x 3¼	-	-	8	32	-	90.63	2900


ARTFORMS		SQFT/ PALLET	SQFT/ LAYER	LAYERS/ PALLET	UNITS/ PALLET	UNITS/ SQFT	WEIGHT/ UNIT	WEIGHT/ PALLET
18 X 36		3 x 18 x 36	81	-	9	18*	-	-
6 X 36		3 x 6 x 36	31.5	-	3	21*	-	-


*Total number of both open and closed end panels. 18 x 36 pallets contain 9 of each. 6 x 36 pallets contain 3 open end panels and 18 closed end panels


ACCESSORIES

PALLET INFORMATION / ESTIMATING CHART

ANGLIA EDGER		LNFT/ PALLET	LNFT/ LAYER	LAYER/ PALLET	UNITS/ PALLET	UNITS/ SQFT	WEIGHT/ UNIT	WEIGHT/ PALLET
UNITS		5 1/4 x 8 1/8 x 8	-	-	-	12	-	-
		5 1/4 x 10 1/2 x 8	-	-	-	12	-	-
		5 1/4 x 15 5/8 x 8	-	-	-	12	-	-
		5 1/4 x 18 x 8	-	-	-	24	-	-
TOTAL		69.75	-	3	60	-	-	2726

EASTWOOD COPING		LNFT/ PALLET	LNFT/ LAYER	LAYER/ PALLET	UNITS/ PALLET	UNITS/ SQFT	WEIGHT/ UNIT	WEIGHT/ PALLET
COPING		6 x 12 x 2 3/8	-	-	-	168	-	2520

LANDINGS STEP		LNFT/ PALLET	LNFT/ LAYER	UNITS/ LAYER	LAYER/ PALLET	UNITS/ PALLET	UNITS/ SQFT	WEIGHT/ UNIT	WEIGHT/ PALLET
UNIT		6 x 48 x 18	-	-	-	2	-	405	810

FOUNTAINHEAD COPING		LNFT/ PALLET	LNFT/ LAYER	UNITS/ LAYER	LAYER/ PALLET	UNITS/ PALLET	UNITS/ SQFT	WEIGHT/ UNIT	WEIGHT/ PALLET
COPING		4 x 9 x 2 3/8 4 inch drop	-	-	-	5	90	-	315

COMPATIBILITY CHART

PAVERS	HERITAGE	NATURAL	METROPOLITAN	PORCELAIN	LEGACY	ENVIRONMENTAL
Aqualine™						•
Belgian Cobble	•		•		•	
Cambridge Cobble®	•		•		•	
Dimensions™		•	•		•	
Dublin Cobble®	•	•			•	
Eco Urbana™						•
Holland Stone	•		•		•	
Lafitt® Paver	•	•	•			
Lafitt® Rustic Slab	•	•	•			
Melville™ Slab		•	•		•	
Noon				•		
Turfstone™						•
Turin™				•		

WALLS	HERITAGE	NATURAL	METROPOLITAN	PORCELAIN	LEGACY	ENVIRONMENTAL
AB Collection	•	•			•	
Diamond® 2.0	•		•		•	
Diamond® 9D	•		•		•	
Diamond Pro®	•		•		•	
Diamond Pro® 9D	•		•		•	
Weston Stone™	•	•			•	

VERSATILE LANDSCAPING	HERITAGE	NATURAL	METROPOLITAN	PORCELAIN	LEGACY	ENVIRONMENTAL
Artforms		•	•		•	
Ashlar Tandem™	•	•	•			

FIRE FEATURES	HERITAGE	NATURAL	METROPOLITAN	PORCELAIN	LEGACY	ENVIRONMENTAL
Bordeaux™ Series	•	•	•			
Weston Stone™ Fire Pit Kit	•	•			•	

COPING, CURBS & EDGERS	HERITAGE	NATURAL	METROPOLITAN	PORCELAIN	LEGACY	ENVIRONMENTAL
Anglia Edger®	•	•	•			
Eastwood Coping	•	•			•	
Fountain Head® Coping	•	•			•	
Landings™ Step	•	•	•			

PEACE OF MIND, GUARANTEED

LIFETIME TRANSFERABLE LIMITED WARRANTY

Oldcastle® APG, Inc. ("Belgard") is proud to inform you that all of our interlocking concrete paver and retaining walls ("Products") meet and/or exceed the requirements of ASTM C-936 and ASTM C-1372. Belgard® guarantees its Products against these standards for the lifetime of the Product defined by ICPI. This guarantee does not apply to splitting, chipping or other breakage that could be caused by impact, abrasion or overloading. This warranty is transferable. The original proof of purchase is required.

This warranty is only valid if the material is installed under the guidelines of the ICPI (www.ICPI.org), The NCMA (www.ncma.org) or the Belgard Installation Guideline Manual. Improper installation voids this warranty. This warranty is for residential applications only and does not apply to commercial applications. It is recommended that the job be installed by a Belgard Preferred Contractor who provides a guaranty of their workmanship for a minimum of 3 years from the date of install. For warranty service, contact Belgard at 1-877-BELGARD. A service representative will investigate your claim within 10 business days. If the Belgard product fails to meet the specifications, Belgard will replace the defective product at no charge. Color matching cannot be guaranteed. Belgard will not be responsible for any replacement labor, consequential damages or incidental damages. This warranty gives you specific legal rights, and you may also have other rights which vary from state to state. Some states do not allow for the exclusion or limitation of incidental or consequential damages, so the above limitation or exclusion may not apply to you. All other warranties, express or implied are waived.

For specific information regarding warranty coverage and exclusions in regards to the Elements and Porcelain Paver products, please visit: Belgard.com/Warranty



GMS LOCATION

1443 Battlecreek Road
Jonesboro, Ga 30236
Ph: 770-478-8817
Ph: 800-621-5222

STAY CONNECTED



PRODUCT INDEX

PAVERS

Eco Urbana™	42
Belgian Cobble	34
Cambridge Cobble®	38
Dimensions™	26
Dublin Cobble®	36
Eco Urbana™	44
Holland Stone	40
Lafitt® Paver	30
Lafitt® Rustic Slab	32
Melville™ Slab	28
Noon	50
Turfstone™	46
Turin™	52

WALLS

AB® Collection	56
Diamond® 2.0	60
Diamond® 9D	60
Diamond Pro®	62
Diamond Pro® 9D	63
Weston Stone™	58

VERSATILE LANDSCAPING

Artforms™	68
Ashlar Tandem™	70

FIRE FEATURES

Bordeaux™ Series	74
Weston Stone™ Fire Pit Kit	76

ACCESSORIES

Anglia Edger®	80
Eastwood Coping	84
Fountainhead Coping	82
Landings™ Step	85

COLLECTIONS LEGEND

Metropolitan Collection
Natural Collection
Heritage Collection
Legacy Collection
Environmental Collection
Porcelain Collection



BELGARD
PAVES THE WAY

© Copyright 2021 Oldcastle APG, Inc. All Rights Reserved. BEL20-419

BELGARD.COM

PICTURED ON THE COVER:
URBANA® STONE IN AVONDALE AND WESTON STONE™ FIRE PIT IN AVONDALE