

QUINCLORAC GROUP 4 HERBICIDE

LESCO



Quin-Way™ Ultra

Herbicide

ACTIVE INGREDIENT:	WT. BY %
Dimethylamine salt of quinclorac; 3,7-dichloro-8-quinolinecarboxylic acid	18.92%
OTHER INGREDIENTS:	81.08%
TOTAL:	100.00%

Equivalent to 1.5 lbs. quinclorac; 3,7-dichloro-8-quinolinecarboxylic acid equivalent (ae) per gallon.

2024.7549



AD061323

KEEP OUT OF REACH OF CHILDREN CAUTION

Si usted no entiende la etiqueta, busque a alguien para que se la explique a usted en detalle. (If you do not understand the label, find someone to explain it to you in detail.)

See label booklet for complete First Aid, Precautionary Statements, Directions For Use, and Storage and Disposal.

EPA Reg. No. 89442-57-10404 | EPA Est. No. 42750-MO-01

Manufactured For:
LESCO, Inc. | 1385 East 36th Street | Cleveland, Ohio 44114-4114

NET CONTENTS: .5 GAL (64 OZ)

702799

Job 231981

FIRST AID**IF IN EYES:**

- Hold eye open and rinse slowly and gently with water for 15 to 20 minutes.
- Remove contact lenses, if present, after first 5 minutes, then continue rinsing eye.
- Call a poison control center or doctor for treatment advice.

HOTLINE NUMBER

Have the product label with you when calling a poison control center (888-347-6732) or doctor, or going for treatment. For 24-hour emergency assistance, chemical spill, leak, fire, exposure or accident call CHEMTREC toll free at 1-800-424-9300.

**PRECAUTIONARY STATEMENTS
HAZARDS TO HUMANS AND DOMESTIC ANIMALS****CAUTION**

Causes moderate eye irritation. Avoid contact with eyes or clothing. Remove and wash contaminated clothing before reuse. Wash thoroughly with soap and water after handling and before eating, drinking, chewing gum, using tobacco, or using the toilet.

PERSONAL PROTECTIVE EQUIPMENT (PPE)**Applicators and other handlers must wear:**

- Protective eyewear
- Long-sleeved shirt and long pants
- Chemical-resistant gloves made of butyl rubber ≥ 14 mils, natural rubber ≥ 14 mils, neoprene rubber ≥ 14 mils, or nitrile rubber ≥ 14 mils
- Shoes plus socks

Follow manufacturer's instructions for cleaning/maintaining PPE. If no such instructions for washables exist, use detergent and hot water. Keep and wash PPE separately from other laundry.

ENGINEERING CONTROLS STATEMENT

When handlers use closed systems or enclosed cabs in a manner that meets the requirements listed in the Worker Protection Standard (WPS) for agricultural pesticides 40 CFR 170.607(d-e), the handler PPE requirements may be reduced or modified as specified in the WPS.

USER SAFETY RECOMMENDATIONS

Applicators and other handlers should:

- Remove clothing/PPE immediately if pesticide gets inside. Then wash thoroughly and put on clean clothing.
- Remove PPE immediately after handling this product. Wash the outside of gloves before removing. As soon as possible, wash thoroughly and change into clean clothing.

ENVIRONMENTAL HAZARDS

This chemical has properties and characteristics associated with chemicals detected in groundwater. The use of this chemical where soils are permeable, particularly where the water table is shallow, may result in groundwater contamination.

Keep out of lakes, ponds, and streams. DO NOT apply directly to water, areas where surface water is present, or to intertidal areas below the mean high-water mark. DO NOT contaminate water by cleaning of equipment or disposal of rinsate.

PHYSICAL OR CHEMICAL HAZARDS

Do not mix or allow to come in contact with any oxidizing agent. Hazardous chemical reaction may occur.

DIRECTIONS FOR USE

It is a violation of Federal law to use this product in a manner inconsistent with this labeling.

All applicable directions, restrictions, and precautions must be followed. This labeling must be in the possession of the user at time of application. LESCO, Inc. does not recommend or authorize the use of this product in manufacturing, processing or preparing custom blends with other products for application to turf.

Do not apply this product in a way that will contact workers or other persons, either directly or through drift. Only protected handlers may be in the specified area during application. For any requirements specific to your State or Tribe, consult the agency responsible for pesticide regulation.

AGRICULTURAL USE REQUIREMENTS

Use this product only in accordance with its labeling and with the Worker Protection Standard, 40 CFR Part 170. This standard contains requirements for the protection of agricultural workers on farms, forests, nurseries, and greenhouses, and handlers of agricultural pesticides. It contains requirements for training, decontamination, notification, and emergency assistance. It also contains specific instructions and exceptions pertaining to the statements on this label about personal protective equipment (PPE) and restricted-entry interval.

The requirements in this box only apply to uses of this product that are covered by the Worker Protection Standard.

DO NOT enter or allow worker entry into treated areas during the restricted-entry interval (REI) of 12 hours.

PPE required for early entry to treated areas that is permitted under the Worker Protection Standard and that involves contact with anything that has been treated, such as plants, soil, and water, is:

- Coveralls
- Chemical-resistant gloves, made of butyl rubber ≥ 14 mils, natural rubber ≥ 14 mils, neoprene rubber ≥ 14 mils, or nitrile rubber ≥ 14 mils
- Shoes plus socks

NON-AGRICULTURAL USE REQUIREMENTS

The requirements in this box apply to uses of this product that are NOT within the scope of the Worker Protection Standard for agricultural pesticides (40 CFR Part 170). The WPS applies when this product is used to produce agricultural plants on farms, nurseries, or greenhouses.

- DO NOT enter or allow others to enter the treated area until sprays have dried.

PRODUCT INFORMATION

LESCO Quin-Way™ Ultra Herbicide may be applied post-emergence to residential, non-residential and other listed turfgrass sites (refer to **Table 1. Turf Resistance Established**) for the control of many broadleaf and grass weeds. Use sites include:

- Grounds or lawns around residential and commercial establishments
- Multi-family dwellings
- Military and other institutions
- Parks
- Airports
- Roadsides
- Schools
- Picnic grounds
- Athletic fields
- Houses of worship
- Cemeteries
- Golf courses
- Sod farms

USE PRECAUTIONS

- Use a lawn-type sprayer with coarse spray as wind drift is less likely.
- Avoid mist and spray onto vegetables, flowers, ornamentals, shrubs, trees, and other desirable plants, especially plants belonging to the Solanaceae family, such as tomatoes, eggplants, and bell peppers.

USE RESTRICTIONS

- DO NOT apply more than 128 fl. oz. of **LESCO Quin-Way™ Ultra Herbicide** per acre (or 2.9 fl. oz. per 1,000 sq. ft.) in 1 year (1.5 lbs. ae per acre per year).
- DO NOT exceed the maximum single application rate of 48-64 fl. oz. of **LESCO Quin-Way™ Ultra Herbicide** per acre (1.10-1.45 fl. oz. of **LESCO Quin-Way™ Ultra Herbicide** per 1,000 sq. ft.) or 0.56-0.75 lb. ae per acre.
- DO NOT use clippings as mulch or compost around flowers, ornamentals, trees, or in vegetable gardens.
- DO NOT plant eggplants or tobacco within 12 months to areas treated with **LESCO Quin-Way™ Ultra Herbicide**.
- DO NOT plant tomatoes or carrots within 24 months to areas treated with **LESCO Quin-Way™ Ultra Herbicide**.
- Do not apply when wind speeds are greater than 10 mph at the application site.
- Apply as a medium or coarser spray (ASABE standard S-572).
- Do not release spray at a height greater than 30 inches above the ground.

- DO NOT discard rinsate on or near desirable plants.
- DO NOT apply by air or through any type of irrigation system.
- DO NOT use to formulate or reformulate any other pesticide product that is not registered by EPA.
- DO NOT apply to golf course collars or greens.
- DO NOT make applications of **LESCO Quin-Way™ Ultra Herbicide** to drought-stressed turfgrass and/or drought-stressed weeds.
- DO NOT apply to fine fescue unless it is part of a seed blend.
- DO NOT make application to areas where desirable clovers are present.
- DO NOT apply to exposed feeder roots of trees or ornamentals. Be particularly careful within the drip line of trees and other ornamental species.
- DO NOT apply into any ornamental bed.
- DO NOT apply within 4 weeks after seedling emergence of Kentucky bluegrass, creeping bentgrass, fine fescue blends, and perennial ryegrass.
- DO NOT apply **LESCO Quin-Way™ Ultra Herbicide** prior to and within 2 weeks after seeding seashore paspalum.
- **DO NOT apply in New York State, except by spot treatment only.**

Mode of Action

LESCO Quin-Way™ Ultra Herbicide is an auxin agonist and is classified as a quinoline carboxylic acid. It is absorbed by foliage and roots and translocated throughout the plant. The control symptoms exhibited by broadleaf weeds include leaf and stem curl or twisting, and chlorosis. Susceptible grasses demonstrate stunting, chlorosis, and gradual reddening followed by necrosis and death. Refer to Tables 1, 2, and 3 for turfgrass resistance and susceptible weed species.

Resistance Management

Quinclorac, the active ingredient in this product, is a Group 4 herbicide. Some pests are known to develop resistance to herbicides that have been used repeatedly. Herbicide resistance is defined as the inherited ability of a plant to survive and reproduce following exposure to a dose of herbicide normally lethal to the wild type. In a plant, resistance may be naturally occurring or induced by such techniques as genetic engineering or selection of variants produced by tissue culture or mutagenesis. Any weed population may contain or develop plants that are naturally resistant to **LESCO Quin-Way™ Ultra Herbicide** and other Group 4 herbicides. Weed species with acquired resistance to Group 4 herbicides may eventually dominate the weed population if Group 4 herbicides are used repeatedly in the same field or in successive years as the primary method of control for targeted species. This may result in partial or total loss of control of those species by **LESCO Quin-Way™ Ultra Herbicide** or other Group 4 herbicides.

To delay herbicide resistance, consider the below best practices for resistance management:

- Plant into weed-free fields and keep fields as weed-free as possible.
- To the extent possible, use a diversified approach toward weed management. Whenever possible, incorporate multiple weed-control practices such as mechanical cultivation, biological management practices, and crop rotation.
- Fields with difficult to control weeds should be rotated to crops that allow the use of herbicides with alternative mechanisms of action or different management practices.
- To the extent possible, do not allow weed escapes to produce seeds, roots or tubers. Manage weed seeds at harvest and post-harvest to prevent a buildup of the weed seed-bank.
- Prevent field-to-field and within-field movement of weed seed or vegetative propagules. Thoroughly clean plant residues from equipment before leaving fields.
- Prevent an influx of weeds into the field by managing field borders.
- Identify weeds present in the field through scouting and field history and understand their biology. The weed-control program should consider all of the weeds present.
- Difficult to control weeds may require sequential applications of herbicides with differing mechanisms of action.
- Apply this herbicide at the correct timing and rate needed to control the most difficult weed in the field.
- Use a broad-spectrum soil-applied herbicide with a mechanism of action that differs from this product as a foundation in a weed-control program. Do not use more than two applications of this or any other herbicide with the same mechanism of action within a single growing season unless mixed with an herbicide with another mechanism of action with an overlapping spectrum for the difficult-to-control weeds.
- If resistance is suspected, treat weed escapes with an herbicide with a different MOA or use non-chemical methods to remove escapes.
- Monitor treated weed populations for loss of field efficacy.
- Scout field(s) before and after application.
- Report lack of performance to registrant or their representative.

Indicators of possible herbicide resistance include: (1) failure to control a weed species normally controlled by the herbicide at the dose applied, especially if control is achieved on adjacent weeds; (2) a spreading patch of non-controlled plants of a particular weed species; (3) surviving plants mixed with controlled individuals of the same species.

Contact your local sales representative, extension agent, or certified crop advisors to find out if suspected resistant weeds to this MOA have been found in your region. If resistant biotypes of target weeds have been reported, use the application rates of this product specified for your local conditions. Tank mix products so that there are multiple effective mechanisms of action for each target weed.

APPLICATION INFORMATION

Apply **LESCO Quin-Way™ Ultra Herbicide** to actively growing weeds as post-emergence broadcast or spot sprays using the turf species, rate and growth stages indicated in Tables 1, 2, and 3.

DO NOT exceed the labeled application rate or fail to comply with use restrictions listed in **LESCO Quin-Way™ Ultra Herbicide USE RESTRICTIONS**.

For best results, weeds should not be under stress from lack of water, excessive water, low fertility, mowing shock, excessive hot or cold temperatures, or injury from other herbicide applications.

To achieve consistent weed control, use methylated seed oil. Refer to Tables 2 and 3 for rates.

Adding adjuvants may cause slight leaf burn, but new growth is normal, and turf vigor is not reduced. The potential for leaf burn is increased when relative humidity and temperature are high. Additional stress from low mowing heights may also increase the possibility of turf injury. Chelated iron or sprayable soluble nitrogen fertilizer will reduce a slight yellowing that may occur on some turfgrass species. Not all chelated iron or sprayable nitrogen fertilizers are compatible with **LESCO Quin-Way™ Ultra Herbicide**. Always perform a compatibility test to ensure proper mixing. See **COMPATIBILITY TEST FOR MIX COMPONENTS** section of label for directions.

FOR ALL TANK MIXTURES: It is the pesticide user's responsibility to ensure that all products are registered for the intended use. Read and follow the applicable restrictions and limitations and directions for use on all product labels involved in tank mixing. Users must follow the most restrictive directions for use and precautionary statements of each product in the tank mixture.

Spot Applications:

Post-emergence spot applications may be made to susceptible weeds in turfgrass that is resistant to **LESCO Quin-Way™ Ultra Herbicide** (see Tables 1 and 2). Apply 1.10-1.45 fluid ounces of **LESCO Quin-Way™ Ultra Herbicide** per 1,000 square feet (0.56-0.75 lb. ae/A) of treated area. Spray coverage must be uniform and complete. See Table 5 for spot spray mix instructions.

- **FOR USE IN NEW YORK AS SPOT TREATMENT ONLY** - Spray individual weeds only. Adjust the sprayer to coarse spray to minimize wind drift. Apply to the center of the weed and spray to lightly cover.

Mowing Information:

Do not mow 2 days before or after applying **LESCO Quin-Way™ Ultra Herbicide** to maximize weed control and minimize potential turf injury. Clippings from the first 3 mowings after application must be left on the treated area.

Irrigation and Rainfall:

If soil moisture is not sufficient prior to **LESCO Quin-Way™ Ultra Herbicide** application, irrigation may improve weed control. For best results, do not water or irrigate for 24 hours after application. If rainfall does not occur in 2 to 7 days after application, irrigation of at least 1/2 inch is desirable.

Extended Grass Control:

To extend grass control, **LESCO Quin-Way™ Ultra Herbicide** can be tank mixed with a preemergent herbicide to provide residual control of annual grasses. Consult the respective tank mix labels for additional weeds controlled.

Seeding/Overseeding/Sprigging:

The use of **LESCO Quin-Way™ Ultra Herbicide** before or after seeding or over-seeding a turf area will not significantly interfere with the turfgrass seed germination and growth of those grass types identified as resistant or moderately resistant in Table 1. Consult Table 4 for timing of applications concerning any seeding, overseeding or sprigging situation.

ADDITION OF ADJUVANTS**Additives in Spray Mix to Achieve Control**

Methylated seed oil is the preferred adjuvant for post-emergence applications. However, if an MSO is not available in your region, the use of a crop oil concentrate or other high-quality surfactant must be used in the spray tank at the time of application. (Refer to actual product label for use rates and directions.)

Additives must not be used when tank mixing with Emulsifiable Concentrate (EC) products as turf phytotoxicity may occur.

The methylated seed oil or crop oil concentrate used as the adjuvant with **LESCO Quin-Way™ Ultra Herbicide** must meet all the following criteria:

- Nonphytotoxic
- Contain only EPA-exempt ingredients
- Provide good mixing quality in the jar test
- Successful in local experience

The exact composition of suitable products will vary; however, any methylated seed oil or crop oil concentrate used must contain emulsifiers to provide good mixing quality.

When an adjuvant (or a specific adjuvant product, such as a drift control agent) is to be used with this product, the use of a Chemical Producers and Distributors Association (CPDA) certified adjuvant is recommended.

Consult your local LESCO, Inc. representative or distributor for instructions for your area.

MIXING INSTRUCTIONS FOR LESCO **Quin-Way™ Ultra Herbicide**

1. Water: Begin by agitating a thoroughly clean sprayer tank 3/4 full of clean water.
2. Agitation: Maintain constant agitation throughout mixing and application.
3. Inductor: If an inductor is used, rinse it thoroughly after each component has been added.
4. Products in PVA bags: Place any product contained in water-soluble PVA bags into the mixing tank. Wait until all water-soluble PVA bags have fully dissolved and the product is evenly mixed in the spray tank before continuing.
5. Water-dispersible products (dry flowables, wettable powders, suspension concentrates, or suspo-emulsions).
6. Water-soluble products (such as **LESCO Quin-Way™ Ultra Herbicide**).
7. Emulsifiable concentrates (such as methylated seed oil or crop oil concentrate).
8. Water-soluble additives (such as chelated iron or soluble nitrogen fertilizer when applicable; not all chelated iron or sprayable nitrogen fertilizers are compatible with **LESCO Quin-Way™ Ultra Herbicide**. Always perform a compatibility test to ensure proper mixing. See **COMPATIBILITY TEST FOR MIX COMPONENTS** section of label for directions).
9. Remaining quantity of water.

Maintain constant agitation during application.

Backpack Sprayer:

Begin with a clean spray tank. Fill the spray tank 1/2 full with clean water and add the required amount of **LESCO Quin-Way™ Ultra Herbicide** to the sprayer. Cap sprayer and agitate to ensure mixing. Uncap sprayer and add appropriate amount of methylated seed oil. Cap sprayer and agitate once again. Uncap sprayer and finish filling tank to desired level. During application, it is desirable to agitate the mixture on occasion to ensure mixing.

If the mixture is allowed to settle for any period of time, thorough agitation is essential before spraying is resumed.

SPRAYING INSTRUCTIONS FOR LESCO **Quin-Way™ Ultra Herbicide**

Apply with properly calibrated ground equipment in sufficient water per acre to provide uniform spray distribution (at least 10 gallons of water per acre or at least 0.25 gallon per 1,000 sq. ft.). Use low pressure sprayers at 20 to 40 PSI. Maintain continuous agitation during spraying with good mechanical or bypass agitation. Nozzle screens must be no finer than 50-mesh (100-mesh is finer than 50-mesh). Check sprayer routinely to determine proper calibration. Flat fan, flood, or cone nozzles may be used. Nozzles must be arranged to obtain uniform coverage for turf and weeds to be controlled. Boom height, nozzle selection, and pressure must be adjusted to provide uniform coverage and minimize spray drift.

Avoid overlaps that will increase rates above those labeled for use. Avoid application when winds may cause drift.

Clean spray application equipment thoroughly using a strong detergent or commercial sprayer cleaner according to the manufacturer's directions before and after applying this product.

COMPATIBILITY TEST FOR MIX COMPONENTS

Add components in the following sequence using 2 teaspoons for each pound or 1 teaspoon for each pint of labeled rate per acre.

1. Water - For 20 gallons per acre spray volume, use 3.3 cups (800 mL) of water. For other spray volumes, adjust rates accordingly. Use only water from the intended source at the source temperature.
2. Products in PVA bags - Cut an opening in the water-soluble PVA bag just large enough to use a teaspoon for measuring purposes. Use the opened, water-soluble PVA bag first when preparing spray solution. Boron-containing fertilizers can be incompatible with PVA material. Include PVA material if a boron fertilizer is intended to be used. Cap the jar and invert 10 cycles.
3. Water-dispersible products (dry flowables, wettable powders, suspension concentrates, or suspo-emulsions) - Cap the jar and invert 10 cycles.
4. Water-soluble products (**LESCO Quin-Way™ Ultra Herbicide**) - Cap the jar and invert 10 cycles.
5. Emulsifiable concentrates (methylated seed oil) - Cap the jar and invert 10 cycles.
6. Water-soluble additives - Cap the jar and invert 10 cycles.
7. Let the solution stand for 15 minutes.
8. Evaluate the solution for uniformity and stability. The spray solution must not have free oil on the surface nor thick (clabbered) texture. For WG or WP products, a fine precipitate that is easily resuspended is normal; large, non-dispersible particles (>300 microns) that precipitate on standing are a sign of tank mix incompatibility. DO NOT use any spray solution that could clog spray nozzles.

TURFGRASS TANK MIXES

It is the pesticide user's responsibility to ensure that all products are registered for the intended use. Read and follow the applicable restrictions and limitations and directions for use on all product labels involved in tank mixing. Users must follow the most restrictive directions for use and precautionary statements of each product in the tank mixture.

The most restrictive labeling applies to any tank mix. To increase spectrum of control of broadleaf weed species, a tank mix with 2, 4-D, triclopyr, or other broadleaf herbicides may be used. For extended residual control, apply **LESCO Quin-Way™ Ultra Herbicide** with a preemergent herbicide.

For sedge control, applications of **LESCO Quin-Way™ Ultra Herbicide** with herbicides that contain the active ingredients bentazon, halosulfuron, imazaquin, sulfentrazone or MSMA may be made. Combinations with MSMA will aid in control of certain grassy weeds, such as Bahiagrass or kikuyugrass. Consult labels for turfgrass resistance when tank mixing. Separate applications must be made if all target weeds are not at the correct growth stage for treatment at the same time.

Physical incompatibility, reduced weed control, or turf injury may result from mixing **LESCO Quin-Way™ Ultra Herbicide** with other pesticides (fungicides, herbicides, insecticides, or miticides), additives, or fertilizers.

Before tank mixing, a simple jar test is required to ensure compatibility of herbicides or other pesticides and/or additives.

Table 1. Turf Resistance (Established)

Highly Resistant	Moderately Resistant	Susceptible
Bermudagrass, common ¹	Bentgrass, creeping ¹	Bahiagrass
Bluegrass, annual	Bermudagrass, hybrid ¹	Bentgrass, colonial
Bluegrass, Kentucky	Bluegrass, rough (<i>Poa trivialis</i>)	Bentgrass, seaside
Buffalograss	Fescue, Chewing's	Centipedegrass
Fescue, tall	Fescue, fine ²	Dichondra
Ryegrass, annual	Fescue, hard	St. Augustinegrass
Ryegrass, perennial	Fescue, red	
Zoysiagrass	Paspalum, seashore	

¹Yellowing that occurs on these species can be reduced by the addition of chelated iron or sprayable soluble nitrogen fertilizer (see **APPLICATION INFORMATION** and **ADDITION OF ADJUVANTS**).

²Apply **LESCO Quin-Way™ Ultra Herbicide** to fine fescue only when it is part of a blend.

DO NOT use on golf course GREENS and COLLARS.

For Seeding/Overseeding/Sprigging application information, consult Table 4.

Table 2. LESCO Quin-Way™ Ultra Herbicide Application to Establish Creeping Bentgrass

Turfgrass Species	Application Rate/Timing	Additive Rate
Bentgrass, creeping ^{1,2}	LESCO Quin-Way™ Ultra Herbicide must be applied in 2 to 3 split applications at 0.5 to 1.0 fl. oz. per 1,000 sq. ft. (0.25 to 0.51 lb. ae/A) (not to exceed 128 fl. oz. of product per acre [2.9 fl. oz. of product per 1,000 sq. ft.] per year or 1.5 lbs. ae/A/year). Time sequential application(s) 14 to 21 days apart.	Use methylated seed oil at 0.55 fl. oz. per 1,000 sq. ft. (1.5 pts. per acre).
Bentgrass, creeping ^{1,3}	LESCO Quin-Way™ Ultra Herbicide must be applied in 2 to 3 split applications at 0.65 to 1.0 fl. oz. per 1,000 sq. ft. (0.33 to 0.51 lb. ae/A) (not to exceed 128 fl. oz. of product per acre [2.9 fl. oz. of product per 1,000 sq. ft.] per year or 1.5 lbs. ae/A/year). Time sequential application(s) 14 to 21 days apart.	Use methylated seed oil at 0.55 fl. oz. per 1,000 sq. ft. (1.5 pts. per acre).

¹Yellowing that occurs on these species can be reduced by the addition of chelated iron or sprayable soluble nitrogen fertilizer (see **APPLICATION INFORMATION** and **ADDITION OF ADJUVANTS**).

²Not for use at this rate range in California.

³This rate range for use only in California.

DO NOT use on golf course GREENS and COLLARS.

For Seeding/Overseeding/Sprigging application information, consult Table 4.

Table 3. Application Rates and Timing for Post-Emergence Weed Control in Turf

Weed Species		LESCO Quin-Way™ Ultra Herbicide Rate	Additive Rate	
Grasses Controlled				
Common Name	Scientific Name	Broadcast Applications⁶	Apply 1.5 pts. per acre (0.55 fl. oz. per 1,000 sq. ft.) methylated seed oil	
Barnyardgrass	<i>Echinochloa crusgalli</i>	48-64 fl. oz. of product per acre or 1.10-1.45 fl. oz. per 1,000 sq. ft. (0.56-0.75 lb. ae/A)		
Crabgrass, large ^{1,4}	<i>Digitaria sanguinalis</i>			
Crabgrass, smooth ^{1,4}	<i>Digitaria ischaemum</i>			
Foxtail, giant ¹	<i>Setaria faberi</i>			
Foxtail, green ¹	<i>Setaria viridis</i>			
Foxtail, yellow ¹	<i>Setaria pumila</i>			
Kikuyugrass ^{2,3}	<i>Pennisetum clandestinum</i>			
Signalgrass, broadleaf	<i>Brachiaria platyphylla</i>			
Torpedograss ³	<i>Panicum repens</i>			
Broadleaf Weeds Controlled				Spot Applications⁷
Common Name	Scientific Name			LESCO Quin-Way™ Ultra Herbicide per 1,000 sq. ft. (0.56-0.75 lb. ae/A)
Bindweed, field	<i>Convolvulus arvensis</i>			of treated area. Refer to footnotes in Tables 2 and 3 for specific turfgrass or weed instructions.
Clover, hop	<i>Trifolium aureum</i> Pollich			
Clover, red	<i>Trifolium pratense</i>			
Clover, white	<i>Trifolium repens</i>			
Daisy, English ^{2,5}	<i>Bellis perenne</i>			
Dandelion, common ²	<i>Taraxacum officinale</i>			
Dollarweed	<i>Hydrocotyle Umbellata</i>			
Geranium, Carolina	<i>Geranium carolinianum</i>			
Medic, black	<i>Medicago lupulina</i>			
Morningglory spp.	<i>Ipomoea</i> sp.			
Speedwell, common	<i>Veronica officinalis</i>			
Speedwell, slender	<i>Veronica filiformis</i>			
Speedwell, thymeleaf	<i>Veronica serpyllifolia</i>			
Violet, wild	<i>Viola</i> spp.			

(continued)

Table 3. Application Rates and Timing for Post-Emergence Weed Control in Turf (cont.)

¹Under certain conditions, application of **LESCO Quin-Way™ Ultra Herbicide** made to annual grasses at 2- to 4-tiller may not provide complete control. A sequential application will be required for grass control in these situations. Optimum control is achieved when applications of **LESCO Quin-Way™ Ultra Herbicide** + methylated seed oil are applied either before second tiller or as weed grasses mature.

²Tank mix partner or sequential application required.

³Make 2 sequential applications of 1.0 fl. oz. (0.51 lb. ae/A) of **LESCO Quin-Way™ Ultra Herbicide** per 1,000 sq. ft. and an additional sequential application up to 0.90 fl. oz. (0.46 lb. ae/A) of **LESCO Quin-Way™ Ultra Herbicide** per 1,000 sq. ft. at 14- to 21-day intervals.

⁴Biotypes of large and smooth crabgrass in California have shown varied response to **LESCO Quin-Way™ Ultra Herbicide**. If control failure occurs following a full or split application, DO NOT reapply **LESCO Quin-Way™ Ultra Herbicide**. Change to a herbicide with a different mode of action.

⁵NOT FOR USE to control this weed in California.

⁶For California Broadcast Applications, use 64 fl. oz. of product per acre or 1.45 fl. oz. per 1,000 sq. ft. (0.75 lb. ae/A).

⁷For California Spot Applications, use 1.45 fl. oz. per 1,000 sq. ft. of treated area.

Table 4. Seeding/Overseeding/Sprigging Timing Chart¹

Variety	Before seeding ²	At seeding	7 days after emergence	14 days after emergence	28 days after emergence
Annual bluegrass	OK	OK	OK	OK	OK
Annual ryegrass	OK	OK	OK	OK	OK
Buffalograss	OK	OK	OK	OK	OK
Common Bermudagrass ³ (for sprigging see footnote 3)	OK	OK	OK	OK	OK
Creeping bentgrass	OK	NO	NO	NO	OK
Fine fescues (in blend)	OK	NO	NO	NO	OK
Hybrid Bermudagrass ³ (for sprigging see footnote 3)	OK	OK	OK	OK	OK
Kentucky bluegrass	OK	NO	NO	NO	OK

(continued)

Table 4. Seeding/Overseeding/Sprigging Timing Chart¹ (cont.)

Variety	Before seeding ²	At seeding	7 days after emergence	14 days after emergence	28 days after emergence
Perennial ryegrass	OK	OK	NO	NO	OK
Seashore paspalum ^{3,4} (for sprigging see footnote 3)	NO	NO	NO	OK	OK
Tall fescue	OK	OK	OK	OK	OK
Zoysiagrass ³ (for sprigging see footnote 3)	OK	OK	OK	OK	OK

¹**NOTE:** Adjuvant or additives must not be used when **LESCO Quin-Way™ Ultra Herbicide** applications are made on newly emerged turf seedlings until 28 days after emergence; with the exception of seashore paspalum, a **LESCO Quin-Way™ Ultra Herbicide** application rate of 1.45 fl. oz./1,000 sq. ft. (0.75 lb. ae/A) can be made to all other turfgrass species above.

² **LESCO Quin-Way™ Ultra Herbicide** can be applied 7 days or greater prior to seeding.

³ **LESCO Quin-Way™ Ultra Herbicide** can be used any time prior to, at, or after sprigging as indicated by turfgrass species above.

⁴0.75 fl. oz. to 1.45 fl. oz./1,000 sq. ft. (0.37 to 0.75 lb. ae/A) application can be made at times indicated above.

Application of **LESCO Quin-Way™ Ultra Herbicide** must be timed around the seeding operations using the above chart as a reference point.

Table 5. Spot Spraying with LESCO Quin-Way™ Ultra Herbicide

Spray Mix Volume (gallons)	LESCO Quin-Way™ Ultra Herbicide Product in Mix (tablespoons)	MSO Adjuvant in Mix (tablespoons)
1	3	1.5
2	6	3.0
3	9	4.5

- Apply at the rate of 1 gal. per 1,000 sq. ft. 1 tablespoon = 0.5 fl. oz. (0.25 lb. ae/A) of **LESCO Quin-Way™ Ultra Herbicide** product.

NOTES: For consistent results, make **LESCO Quin-Way™ Ultra Herbicide** application to newly germinated, to 1-tiller crabgrass, and when crabgrass has matured to 5-tillers or greater. Under certain conditions, applications of **LESCO Quin-Way™ Ultra Herbicide** made to annual grasses 2- to 4-tiller may not provide complete control. A sequential application will be required for grass control in these situations.

STORAGE AND DISPOSAL

DO NOT contaminate water, food, or feed by storage or disposal.

PESTICIDE STORAGE: Store in a dry well-ventilated area.

PESTICIDE DISPOSAL: Wastes resulting from the use of this product must be disposed of on-site or at an approved waste disposal facility.

CONTAINER HANDLING:

For plastic containers \leq 5 gallons: Nonrefillable Container. Do not reuse or refill this container. Triple rinse container (or equivalent) promptly after emptying. Triple Rinse as follows: Empty the remaining contents into application equipment or a mix tank and drain for 10 seconds after the flow begins to drip. Fill the container $\frac{1}{4}$ full with water and recap. Shake for 10 seconds. Pour rinsate into application equipment or a mix tank or store rinsate for later use or disposal. Drain for 10 seconds after the flow begins to drip. Repeat this procedure two more times. Then offer for recycling if available or puncture and dispose of in a sanitary landfill, or by incineration.

For plastic containers $>$ 5 gallons: Nonrefillable container. Do not reuse or refill this container. Triple rinse container (or equivalent) promptly after emptying. Triple Rinse as follows: Empty the remaining contents into application equipment or a mix tank. Recap and tighten closures. Tip container on its side and roll it back and forth, ensuring at least one complete revolution, for 30 seconds. Stand the container on its end and tip it back and forth several times. Turn the container over onto its other end and tip it back and forth several times. Empty the rinsate into application equipment or a mix tank or store rinsate for later use or disposal. Repeat this procedure two more times. Then offer for recycling if available or puncture and dispose of in a sanitary landfill, or by incineration.

CONDITION OF SALE AND LIMITATION OF WARRANTY AND LIABILITY

NOTICE: Read the entire Directions for Use and Conditions of Sale and Limitation of Warranty and Liability before buying or using this product. If the terms are not acceptable, return the product at once, unopened, and the purchase price will be refunded.

The Directions for Use of this product must be followed carefully. It is impossible to eliminate all risks inherently associated with the use of this product. Ineffectiveness or other unintended consequences may result because of such factors as manner of use or application, weather, presence of other materials or other influencing factors in the use of the product, which are beyond the control of LESCO, Inc. or Seller. To the extent consistent with applicable law, all such risks shall be assumed by Buyer and User, and Buyer and User agree to hold LESCO, Inc and Seller harmless for any claims relating to such factors. LESCO, Inc warrants that this product conforms to the chemical description on the label and is reasonably fit for the purposes stated in the Directions for Use, subject to the inherent risks referred to above, when used in accordance with directions under normal use conditions. This warranty does not extend to the use of this product contrary to label instructions, or under abnormal conditions or under conditions not reasonably foreseeable to or beyond the control of Seller or LESCO, Inc. and to the extent consistent with applicable law, Buyer and User assume the risk of any such use. **TO THE EXTENT CONSISTENT WITH APPLICABLE LAW, LESCO, Inc. MAKES NO WARRANTIES OF MERCHANTABILITY OR OF FITNESS FOR A PARTICULAR PURPOSE NOR ANY OTHER EXPRESS OR IMPLIED WARRANTY EXCEPT AS STATED ABOVE.**

To the extent consistent with applicable law, neither LESCO, Inc. nor Seller shall be liable for any incidental, consequential, or special damages resulting from the use or handling of this product. **TO THE EXTENT CONSISTENT WITH APPLICABLE LAW, THE EXCLUSIVE REMEDY OF THE USER OR BUYER, AND THE EXCLUSIVE LIABILITY OF LESCO, Inc. AND SELLER FOR ANY AND ALL CLAIMS, LOSSES, INJURIES OR DAMAGES (INCLUDING CLAIMS BASED ON BREACH OF WARRANTY, CONTRACT, NEGLIGENCE, TORT, STRICT LIABILITY OR OTHERWISE) RESULTING FROM THE USE OR HANDLING OF THIS PRODUCT, SHALL BE THE RETURN OF THE PURCHASE PRICE OF THE PRODUCT OR, AT THE ELECTION OF LESCO, Inc. OR SELLER, THE REPLACEMENT OF THE PRODUCT.**

LESCO, Inc. and Seller offer this product, and Buyer and User accept it, subject to the foregoing Conditions of Sale and Limitation of Warranty and Liability, which may not be modified except by written agreement signed by a duly authorized representative of LESCO, Inc.

LESCO is a registered trademark and the sweeping design is a trademark of LESCO, Inc. Quin-Way is a registered trademark of LESCO, Inc. Basagran, Image and Pendulum are registered trademarks of BASF. Lescogran and PRE-M are registered trademarks of LESCO, Inc.

All trademarks are the property of their respective owners.

NET CONTENTS: .5 GAL (64 OZ)

41512S01405

702799

LESCO QUINCLORAC GROUP 4 HERBICIDE

Quin-Way™ Ultra

Herbicide

ACTIVE INGREDIENT:	WT. BY %
Dimethylamine salt of quinclorac; 3,7-dichloro-8-quinolinecarboxylic acid.....	81.02%
OTHER INGREDIENTS:	18.98%
TOTAL:	100.00%

Equivalent to 1.5 lbs. quinclorac; 3,7-dichloro-8-quinolinecarboxylic acid equivalent (ae) per gallon.

KEEP OUT OF REACH OF CHILDREN

CAUTION

Si usted no entiende la etiqueta, busque a alguien para que se la explique a usted en detalle. (If you do not understand the label, find someone to explain it to you in detail.)

FIRST AID: IF IN EYES: Hold eye open and rinse slowly and gently with water for 15 to 20 minutes. Remove contact lenses, if present, after first 5 minutes, then continue rinsing eye. Call a poison control center or doctor for treatment advice. **HOTLINE NUMBER:** Have the product label with you when calling a poison control center (888-347-6732) or doctor, or going for treatment. For 24-hour emergency assistance, chemical spill, leak, fire, exposure or accident call CHEMTREC toll free at 1-800-424-9300.

PRECAUTIONARY STATEMENTS: HAZARDS TO HUMANS AND DOMESTIC ANIMALS. CAUTION. Causes moderate eye irritation. Avoid contact with eyes or clothing. Remove and wash contaminated clothing before reuse. Wash thoroughly with soap and water after handling and before eating, drinking, chewing gum, using tobacco, or using the toilet.

ENVIRONMENTAL HAZARDS: This chemical has properties and characteristics associated with chemicals detected in groundwater. The use of this chemical where soils are permeable, particularly where the water table is shallow, may result in groundwater contamination. Keep out of lakes, ponds, and streams. DO NOT apply directly to water, areas where surface water is present, or to intertidal areas below

the mean high-water mark. DO NOT contaminate water by cleaning of equipment or disposal of rinsate.

PHYSICAL OR CHEMICAL HAZARDS: Do not mix or allow to come in contact with any oxidizing agent. Hazardous chemical reaction may occur.

DIRECTIONS FOR USE: It is a violation of Federal law to use this product in a manner inconsistent with this labeling. All applicable directions, restrictions, and precautions must be followed. This labeling must be in the possession of the user at time of application. LESCO, Inc. does not recommend or authorize the use of this product in manufacturing, processing or preparing custom blends with other products for application to turf. Do not apply this product in a way that will contact workers or other persons, either directly or through drift. Only protected handlers may be in the specified area during application. For any requirements specific to your State or Tribe, consult the agency responsible for pesticide regulation.

STORAGE AND DISPOSAL

DO NOT contaminate water, food, or feed by storage or disposal. **PESTICIDE STORAGE:** Store in a dry well-ventilated area. **PESTICIDE DISPOSAL:** Wastes resulting from the use of this product must be disposed of on-site or at an approved waste disposal facility. **CONTAINER HANDLING:** For plastic containers ≤ 5 gallons: **Nonrefillable Container.** Do not reuse or refill this container. Triple rinse container (or equivalent) promptly after emptying. Triple Rinse as follows: Empty the remaining contents into application equipment or a mix tank and drain for 10 seconds after the flow begins to drip. Fill the container ¼ full with water and recap. Shake for 10 seconds. Pour rinsate into application equipment or a mix tank or store rinsate for later use or disposal. Drain for 10 seconds after the flow begins to drip. Repeat this procedure two more times. Then offer for recycling if available or puncture and dispose of in a sanitary landfill, or by incineration.

See label booklet for complete First Aid, Precautionary Statements, Directions For Use, and Storage and Disposal.

EPA Reg. No. 89442-57-10404 | EPA Est. No. 42750-M0-01

Manufactured For:
LESCO, Inc. | 1385 East 36th Street | Cleveland, Ohio 44114-4114

PEEL HERE TO OPEN 

PF 231981

PROOF

THIS PROOF IS TO BE CHECKED FOR ACCURACY

Please review and approve **Text, Spelling, Copy Placement, Size, Shape, Colors** and **Dieline**.

Authorized signature accepts responsibility for accuracy of all copy, color break and artwork. Cimarron Label is not liable for any discrepancies subsequently identified.







PLEASE NOTE: Due to color variance between printers/monitors, the colors represented by this proof cannot be deemed accurate. Please refer to a color matching system such as the Pantone Matching System for a truer representation of spot colors.

THIS PROOF IS NOT ACCURATE FOR COLOR-MATCH.

Dieline does not print.



4201 North Westport Ave. • Sioux Falls, SD 57107
Phone: (605) 978-0451 • Fax: (605) 978-0463

DATE	JOB NUMBER	CUSTOMER
5/3/24	231981	ALBAUGH
LABEL SIZE	BOOKLET SIZE	
3.75" x 4.75"	3.75" x 4.0"	
LABEL COLORS	BOOKLET OUTSIDE COLORS	BOOKLET INSIDE COLORS
 BLK	 BLK  CG11  7694  355	 BLK
PATTERN VARNISH: <input checked="" type="checkbox"/> YES <input type="checkbox"/> NO		

Form: CS 006B - 3/29/2017

ARTWORK IS APPROVED

REVISED PROOF NEEDED

WE CANNOT PROCESS THIS ORDER WITHOUT AN AUTHORIZED SIGNATURE

Signed _____ Date _____