

Parts Manual

Mfg. No: LZ250800V
LZ250800V Series Stand-On Spreader
Sprayer



5601308 - 7 Gallon Auxiliary Spray Tank.....

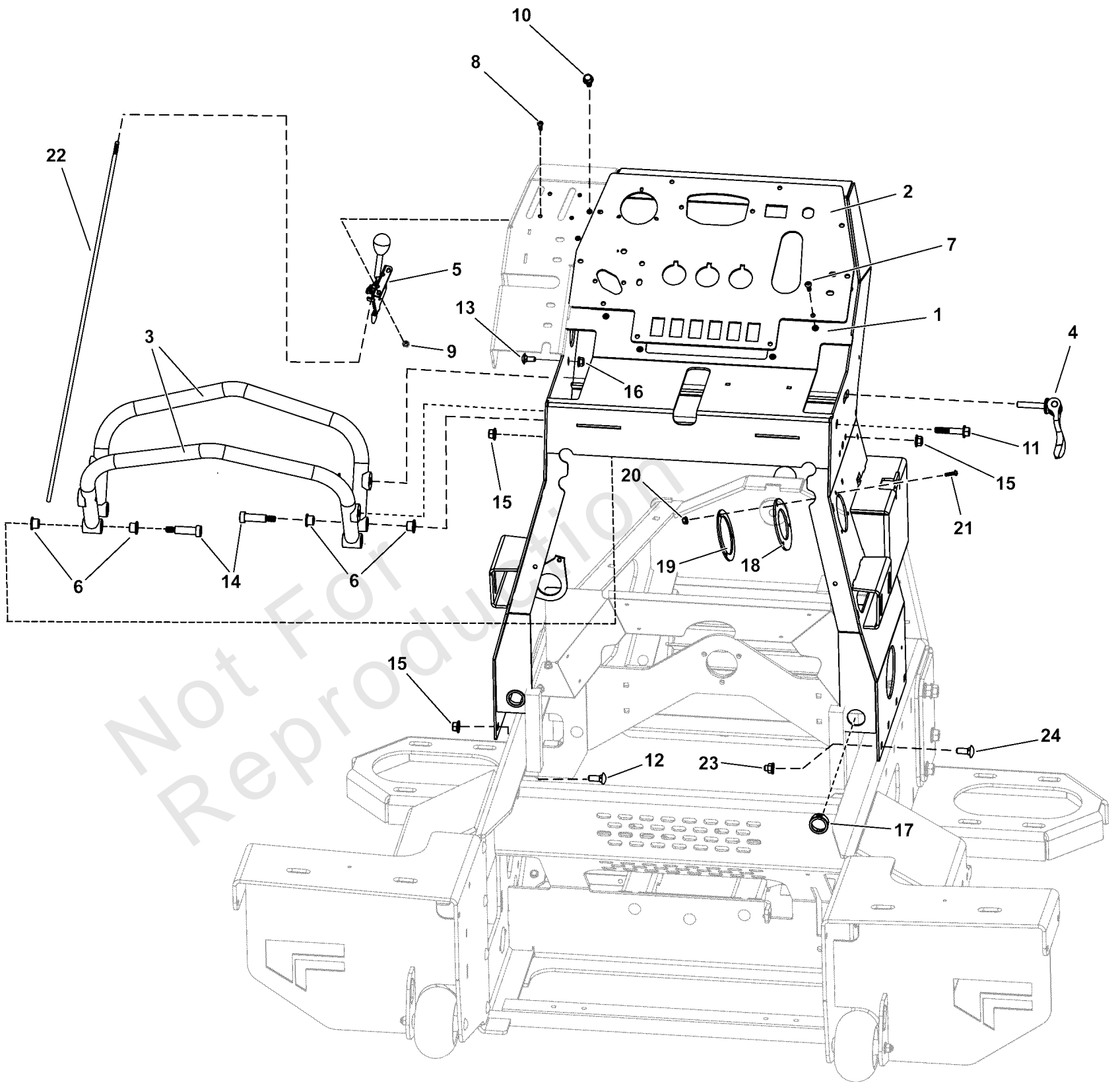
Not For
Reproduction

Model Components	Page
Console Group.....	4
Decal Group - Brand and Model.....	6
Decal Group - Safety and Operational.....	8
Electrical Group - Battery and Cables.....	10
Electrical Group - Components.....	12
Electrical Schematic - Alternator Charging - Page 1.....	16
Electrical Schematic - Alternator Charging - Page 2.....	18
Electrical Schematic - Engine Cranking - Page 1.....	20
Electrical Schematic - Engine Cranking - Page 2.....	22
Electrical Schematic - Hopper Shaker Activation - Page 1.....	24
Electrical Schematic - Hopper Shaker Activation - Page 2.....	26
Electrical Schematic - Spinner Platter Activation - Page 1.....	28
Electrical Schematic - Spinner Platter Activation - Page 2.....	30
Electrical Schematic - Spray Pump Activation - Page 1.....	32
Electrical Schematic - Spray Pump Activation - Page 2.....	34
Engine Group.....	36
Fuel Tank Group.....	38
Hopper Group.....	40
Hopper Support Group.....	42
Main Frame Group.....	44
Operator Platform Group.....	46
Parking Brake Group.....	48
Pivoting Front Axle Group.....	50
Pump and Valves Group Serial Number 051723000 and Below.....	52
Pump and Valves Group Serial Number 051723001 and Above.....	54
Spray Boom Group.....	56
Spray Boom Group - Central Boom.....	58
Spray Boom Group - Outer Boom Wing.....	60
Spray Hose Reel Group.....	62
Spray Tank Group.....	64
Spreader Shield Group.....	66
Steering Group.....	68
Tank Valve Assembly Group.....	70
Thigh Pad.....	72
Transmission Group.....	74
Transmission Group - Hoses and Fittings.....	76
Torque Specification Chart.....	78

Console Group

Note: Unless noted otherwise, use the standard torque specifications

Mfg. No: LZ250800V



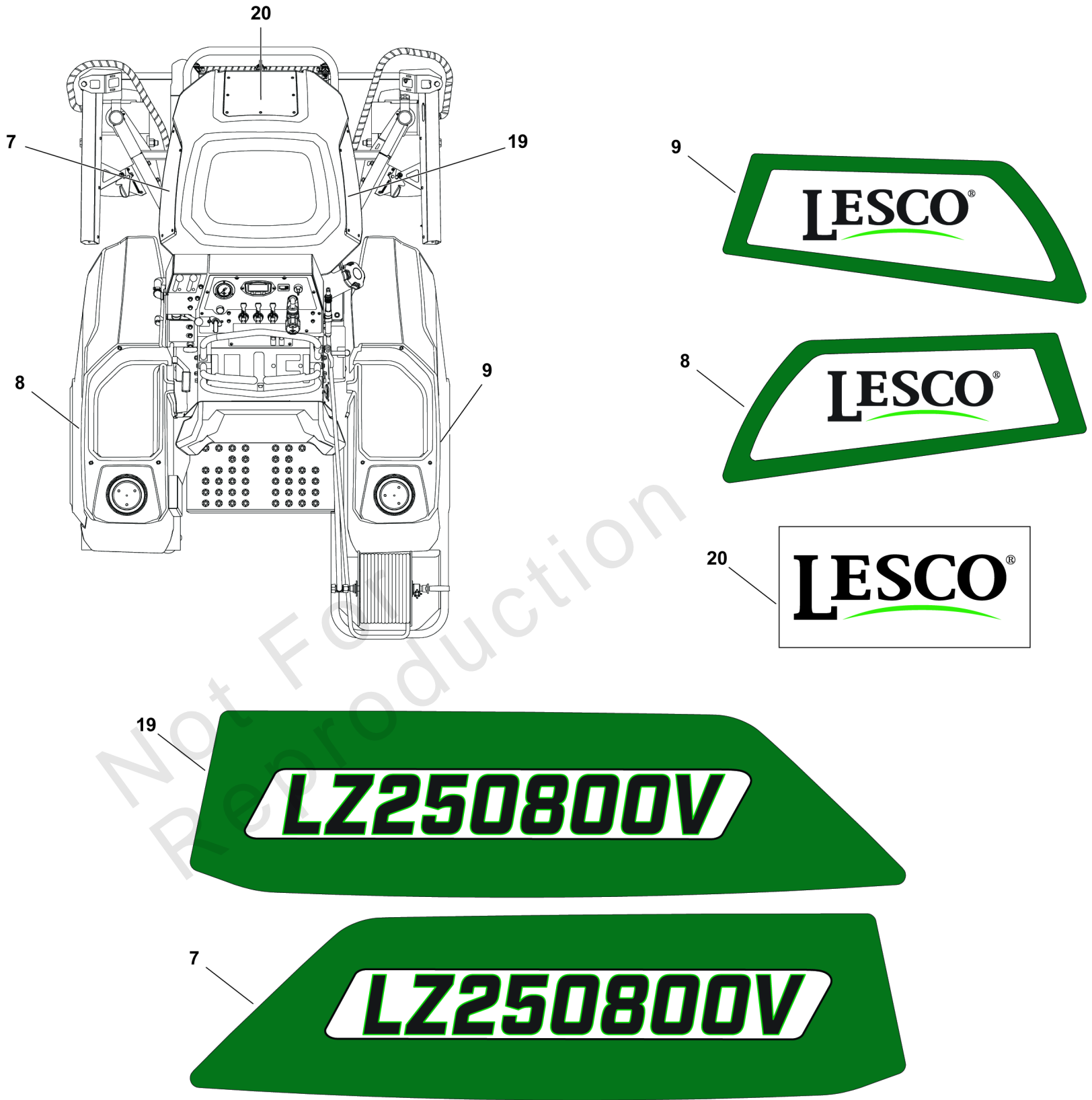
Console Group

REF NO	PART NO	QTY	DESCRIPTION
1	5418904	1	WELD, CONSOLE
2	5418937	1	PLATE, CONSOLE (GEN 1) -(Serial Number: 30000003393 & Below)
2	5421994	1	PLATE, CONSOLE (GEN 2) -(Serial Number: 30000003394 & Above)
3	5421606	2	BAR, FORWARD SPEED PAINTED LESCO
4	5108815	1	LEVER CAM LOCK
5	5101995	2	LEVER, HEAVY DUTY, THROTTLE CONTROL
6	5108816	8	BSHG-FL, .500" X .625" X .500", .875"x .062" IR
7	5108207	10	SCR-CAP, SBH .250-20 X .750" SS188
8	5107656	4	SCR-CAP, SBH #12-24 X .750" SS188
9	5107646	4	NUT-HEX, KEPS #12-24 SS188
10	5108284	2	SCR-CAP, HSWH .313"-18 X .750" SS188
11	5108336	2	SCR-CAP, HSWH .375"-16 X 2.000" SS188
12	5107639	6	BLT-RDHDSQNK, .375"-16 X 1.000" SS188
13	5107688	2	BLT-RDHDSQNK, .3125"-18 X .750" SS188
14	5108131	4	BLT-SLDR,SH.50"X1.50",.375"-16X.63"SS188
15	5107638	14	NUT-HEX-NYLK, FLG .375"-16 SS188
16	5107653	2	NUT-HEX-NYLK, FLG .3125"-18 SS188
17	5108598	2	BUSHING, SNAP 1" ID
18	5108750	1	GASKET, INTAKE HOSE
19	5420280	1	FLANGE, RUBBER GASKET
20	5108133	3	NUT-HEX-NYLK, FLG .#10-24 SS188
21	5108503	3	SCR-CAP, SBH #10-24 X .750" SS188
22	5101074	2	CABLE, THROTTLE, 40"
23	5107643	1	NUT-HEX-FGLK, .375"-16 SS188
24	5107616	1	SCR-CAP, HSWH .375"-16 X 1.250" SS188

Decal Group - Brand and Model

Note: Unless noted otherwise, use the standard torque specifications

Mfg. No: LZ250800V



Decal Group - Brand and Model

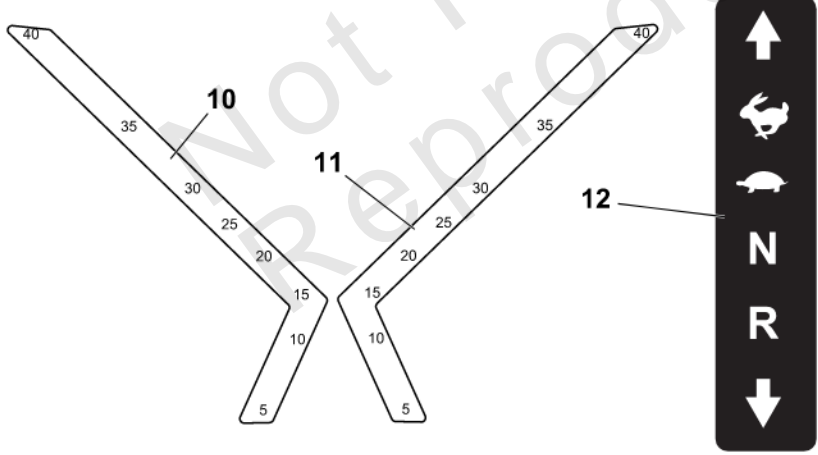
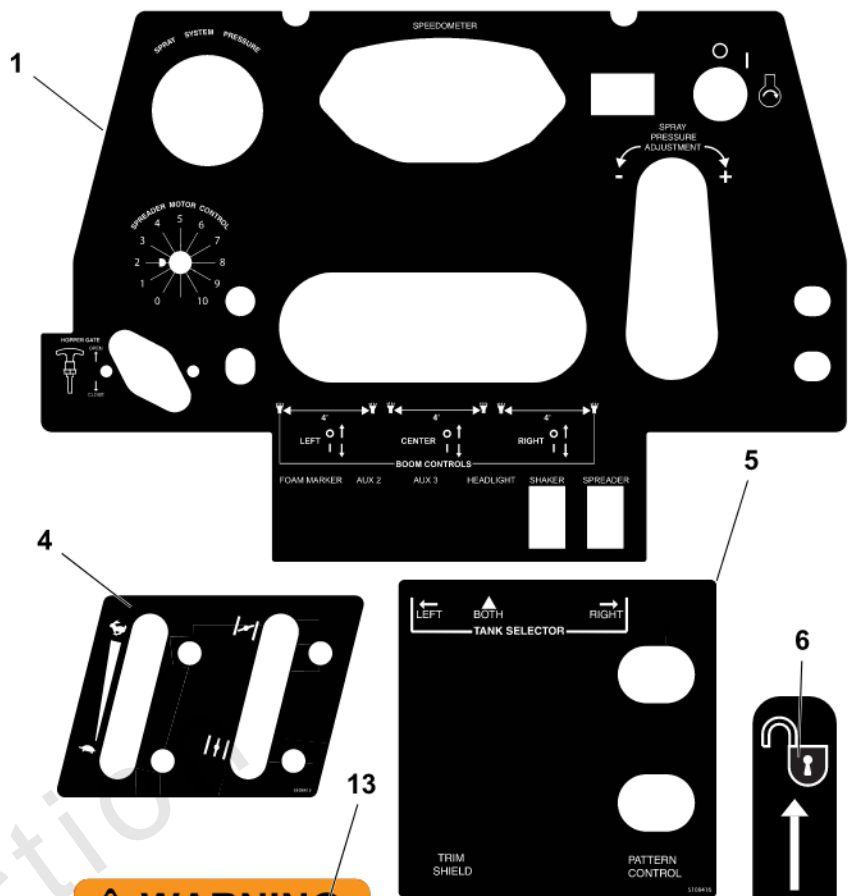
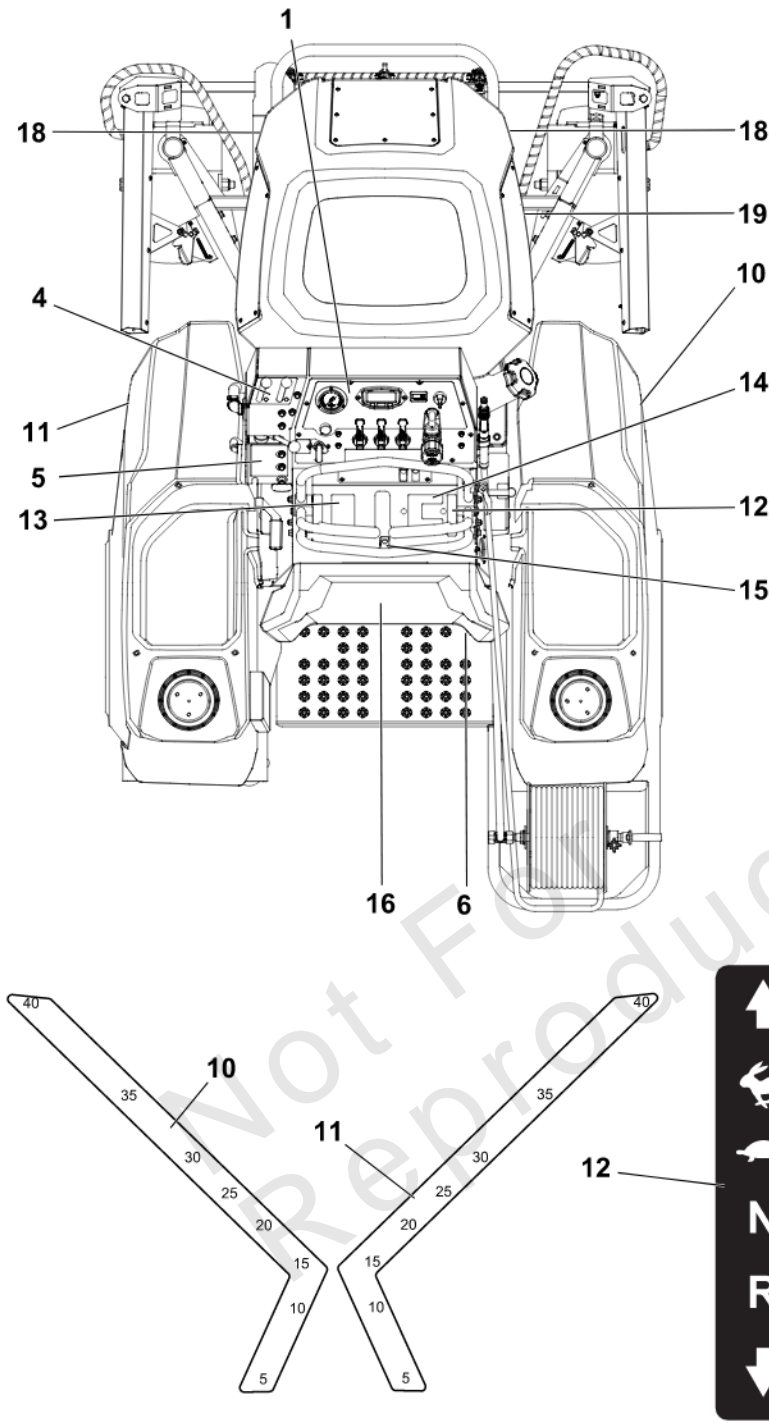
REF NO	PART NO	QTY	DESCRIPTION
7	5109632	1	DECAL, LH HOPPER LESCO BRANDING
8	5109630	1	DECAL, LH TANK LESCO BRANDING
9	5109631	1	DECAL, RH TANK LESCO BRANDING
19	5109633	1	DECAL, RH HOPPER LESCO BRANDING
20	5109590	1	DECAL, 2.75" x 6.14" LESCO

Not For Reproduction

Decal Group - Safety and Operational

Note: Unless noted otherwise, use the standard torque specifications

Mfg. No: LZ250800V



WARNING

To avoid serious injury or death:

- Read and understand the operator's manual before using this machine.
- Do NOT operate unless trained to safely use this machine.
- Hearing protection is recommended.
- Do NOT operate without shields, guards, and safety devices in place and working.
- Do NOT defeat the safety system.
- Stop engine and remove key before adjusting, servicing or cleaning machine.
- Do NOT operate when people and pets are in the area.
- Do NOT carry passengers
- Look behind and to the side before changing directions.
- Before leaving the operator's position engage park brake and stop engine.


DANGER

Loss of control
Operating on slopes can be hazardous and cause loss of control.

- Avoid sudden turns or rapid speed changes.
- Go across slopes, NOT up and down.
- Reduce speed and use extreme caution on slopes.
- If machine stops forward motion on a slope, stop. Get off and walk the machine slowly off the slope.
- Do NOT operate on slopes when grass is wet.

Thrown object hazard.
Do NOT operate when people are nearby.

Caustic liquid / chemical burn and gases inhalation hazard.
Follow instructions for handling and wear all personal protective equipment as recommended on the manufacturer's label of any herbicides, pesticides, or other chemicals used.



SPREADER/SPRINKLER CALIBRATION

Mixing of liquid or dry product should be in accordance to manufacturer's label. This machine is designed for low volume spraying, and the mix will be more concentrated.

This machine is factory set to put down 100 gallons of liquid per 1,000 ft² (jet 5 mph and 10 mph). For example, some products call for 1.1 to 1.6 oz per 1,000 ft². We recommend to use 1.3 oz of product per 1,000 ft² (mix an area of 1.1 to 1.6). With 100 gallons, you will reach the mark by the amount of product's, then multiply it all around by the number of gallons you use in your tank.

If you were mixing 40 gallons tank, your equation should be as follows:
1.3 x 3.3 x 40 = 168 oz per 40 gallons of water

APPROXIMATE GRANULAR CALIBRATION

Product	Low Coverage	High Coverage
Herbicide	1.1 - 1.3	1.4 - 1.6
Fertilizer	1.1 - 1.3	1.4 - 1.6
Pesticide	1.1 - 1.3	1.4 - 1.6
Fungicide	1.1 - 1.3	1.4 - 1.6
Insecticide	1.1 - 1.3	1.4 - 1.6
Plant Growth Regulator	1.1 - 1.3	1.4 - 1.6
Other	1.1 - 1.3	1.4 - 1.6

PATTERN ADJUST CABLE


The pattern adjust cable balances the spread pattern by shifting the product placement on the spreader. Placing the product on the right side of the spreader will cause the spread pattern to be heavier to the right side of the spreader. The spread pattern will lean to the left as the spreader turns clockwise.

- 1) Start with the pattern adjust cable all the way forward.
- 2) Begin to spread the product. As you spread, you should be able to see the spread pattern in front of you. Generally, all coverage will tend to three herbicide heavy to the right. As you continue to spread, pull the pattern adjust cable towards you very slowly in small increments. This will correct the spread pattern.
- 3) Once the spread pattern is corrected, lock the pattern adjust cable in place. The pattern adjust cable should not be adjusted unless the spread pattern changes due to turning the lever or new product is used. Reseat the pattern as you are spreading if it has changed.

WARNING

Amputation and Pinch Point Hazard

To avoid injury from rotating parts, stay clear of parts and keep all shields and guards in place.



Decal Group - Safety and Operational

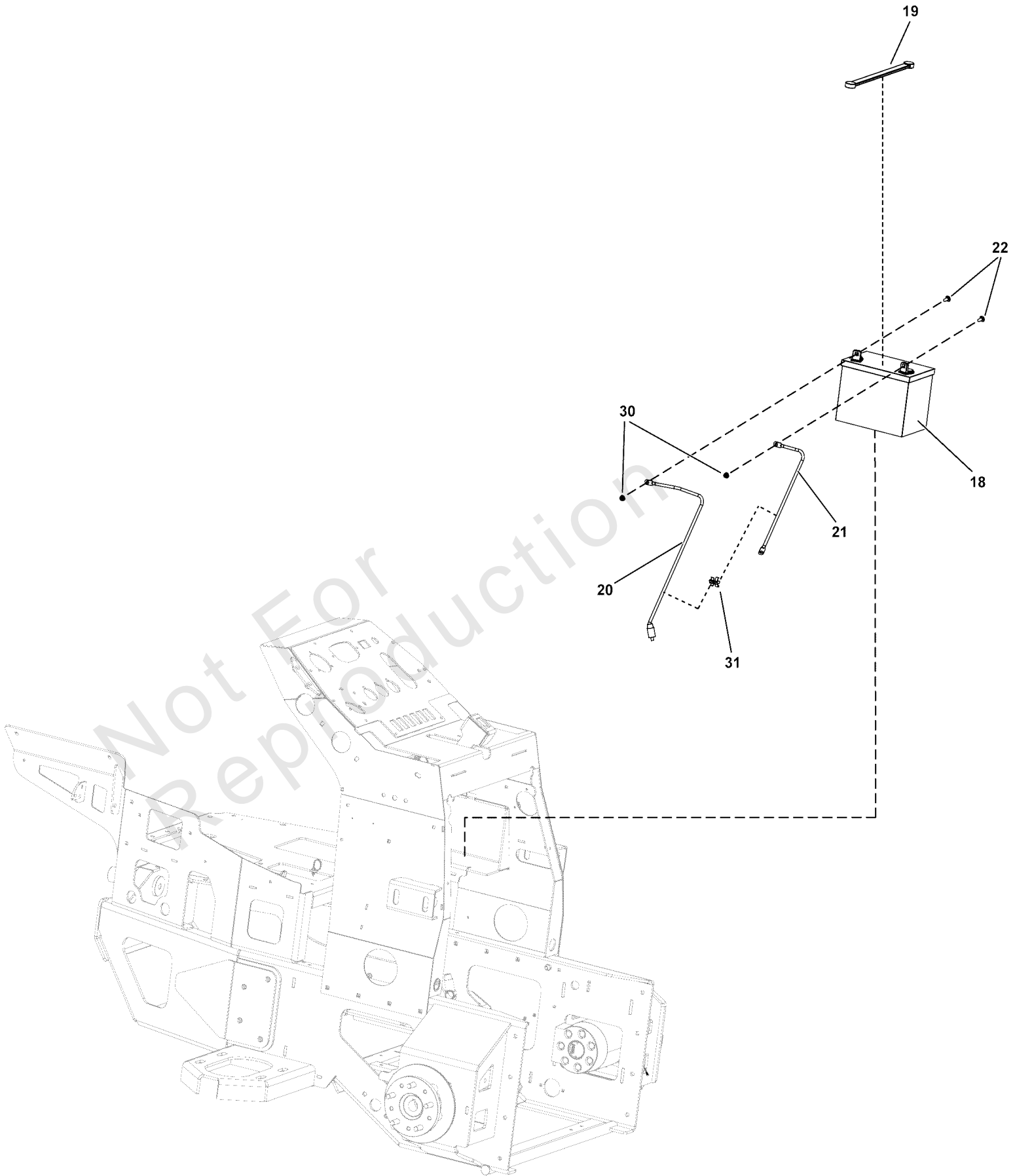
REF NO	PART NO	QTY	DESCRIPTION
1	-----	1	DECAL, CONSOLE, VOYAGER -(Replaces decals 5108412, 5108413, and 5108414).
4	5108415	1	DECAL, LEFT CONSOLE THROTTLE AND CHOKE
5	5108416	1	DECAL, TANK CONTROL AND PATTERN ADJUST
6	5108417	1	DECAL, PARK BRAKE, VERTICAL
10	5108475	1	DECAL, LIQUID TANK FILL RH
11	5108476	1	DECAL, LIQUID TANK FILL LH
12	5106706	2	DECAL, MOTION CONTROL
13	5106708	1	DECAL, WARNING
14	5105766	1	DECAL, DANGER
15	5108504	1	DECAL, SPRAY PUMP ACTIVATION
16	5108659	1	DECAL, CALIBRATION CHART
18	5103184	2	DECAL, WARNING, HAND IN BELT, ENG ONLY
19	5109019	1	DECAL, PUMP BYPASS, HP2, VOYAGER

Not For Reproduction

Electrical Group - Battery and Cables

Note: Unless noted otherwise, use the standard torque specifications

Mfg. No: LZ250800V



Electrical Group - Battery and Cables

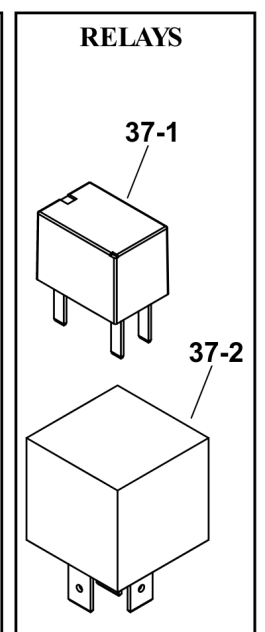
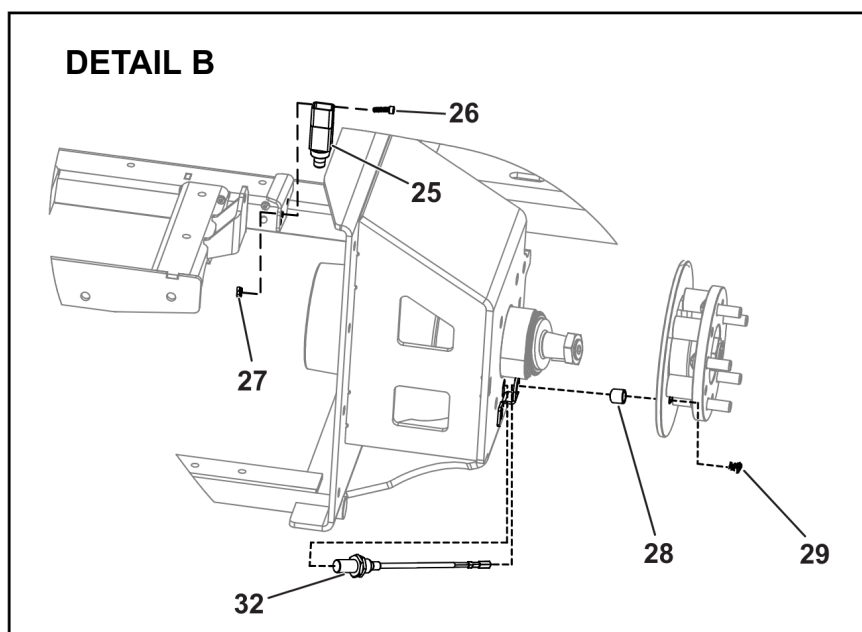
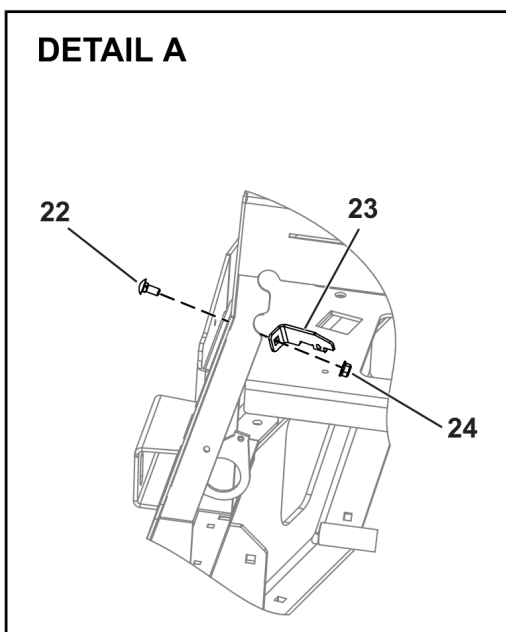
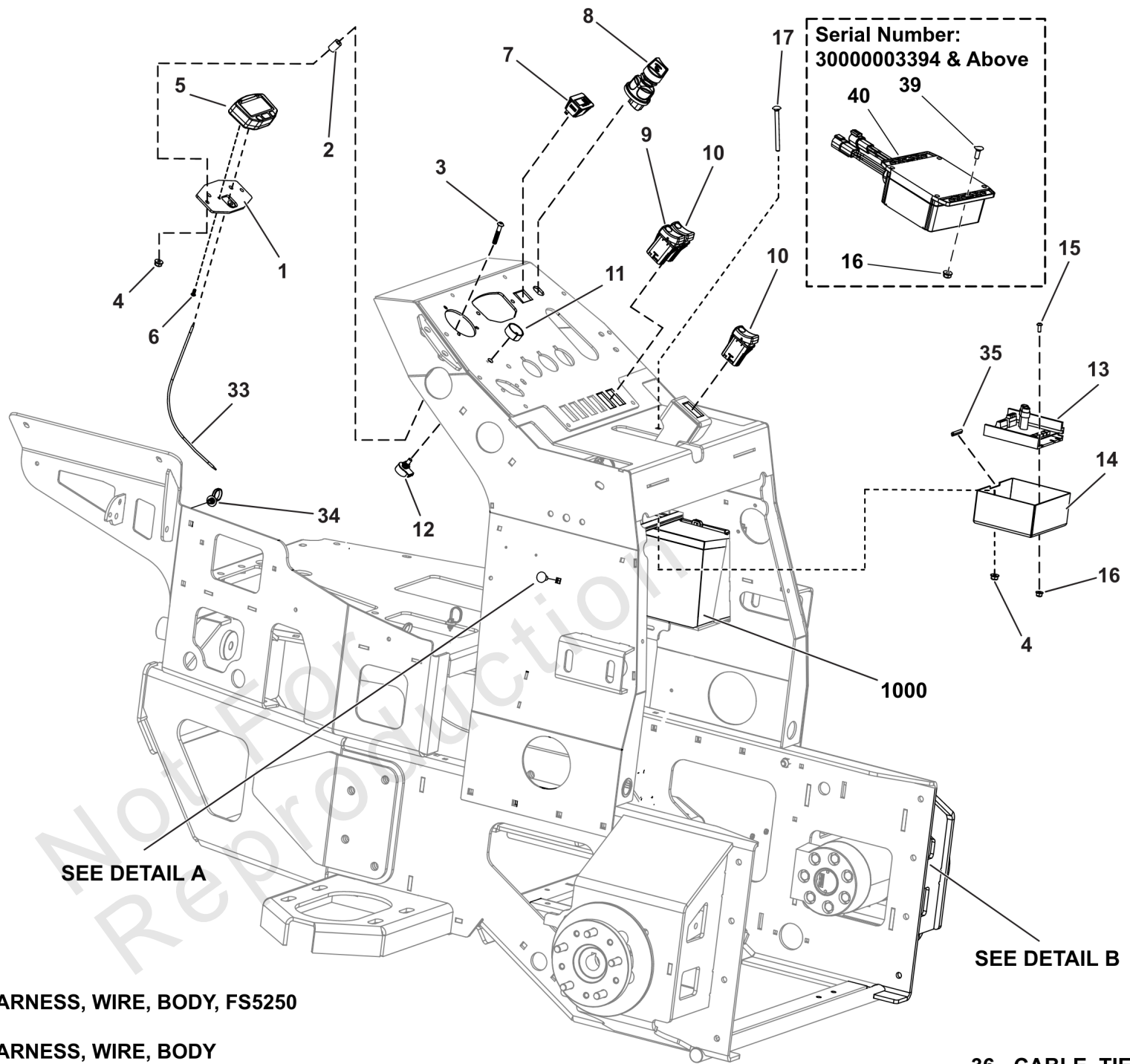
REF NO	PART NO	QTY	DESCRIPTION
18	-----	1	BATTERY, 12 VOLT, 230 CCA
19	1722009	1	STRAP, BATTERY, 14 LONG, Rubber
20	5108162	1	BATTERY CABLE, POS, 30", 1/4-3/8
21	5108163	1	BATTERY CABLE, NEG, 24", 3/8-3/8
22	5107688	2	BLT-RDHDSQNK, .3125"-18 X .750" SS188
30	5108570	2	NUT-HEX-FGLK, .3125"-18 SS188
31	5108596	2	CLIP-T, .375"-.500" BLACK

Not For Reproduction

Electrical Group - Components

Note: Unless noted otherwise, use the standard torque specifications

Mfg. No: LZ250800V



Electrical Group - Components

REF NO	PART NO	QTY	DESCRIPTION
1	5418137	1	MOUNT, DISPLAY -(Serial Number: 30000003393 & Below)
2	5419745	2	SPCR-SS, 304 .252 X .500 X .750 -(Serial Number: 30000003393 & Below)
3	5108208	2	SCR-CAP, SBH .250-20 X 1.500" SS188 -(Serial Number: 30000003393 & Below)
4	5107655	2	NUT-HEX-NYLK, FLG .250"-20 SS188 -(Serial Number: 30000003393 & Below)
5	5107690	1	DISPLAY, CONSOLE -(Refer to Note: *)
6	5108098	2	SCR-CAP, SBH M4-0.7 X 10MM SS188
7	5106145	1	METER, TACH/HOUR INDUCTIVE PICKUP
8	5108255	1	SWITCH, IGNITION, IP67 RATED, 3 POS -(Refer to Note: **)
9	5108324	1	SWITCH, PANEL MOUNT, ON(MOM)-OFF
10	5107693	2	SWITCH, PANEL MOUNT ROCKER ON-OFF
11	5106693	1	KNOB, DART SPEED CONTROL
12	5106253	1	POTENTIOMETER, SPEED CONTROL 5K OHM -(Serial Number: 30000003393 & Below)
12	5109826	1	POTENTIOMETER, 10K OHM, 11 DETENT -(Serial Number: 30000003394 & Above)
13	5108421	1	DRIVE, GEARMOTOR, 12V, 17.5" WIRE LENGTH -(Serial Number: 30000003393 & Below)
14	5418408	1	COVER, DART CONTROLLER -(Serial Number: 30000003393 & Below)
15	5105978	2	SCR-CAP, BSH #10-24 X .500" SS188 -(Serial Number: 30000003393 & Below)
16	5108133	2	NUT-HEX-NYLK, FLG .#10-24 SS188 -(Serial Number: 30000003393 & Below)
17	5107674	2	BLT-RDHDSQNK, .250"-20 X 3.000" SS188 -(Serial Number: 30000003393 & Below)
22	5107688	1	BLT-RDHDSQNK, .3125"-18 X .750" SS188
23	5419876	1	BRKT, BRICK HOUSE
24	5107653	1	NUT-HEX-NYLK, FLG .3125"-18 SS188
25	5108256	1	SWITCH, PLUNGER, SEALED MOLEX (NO)
26	5108132	2	SCR-CAP, SH #10-24 X .625" SS188
27	5108212	2	NUT-HEX, KEPS #10-24 SS188
28	5108259	1	MAGNET, WHEEL SPEED SENSOR
29	5107705	1	SCR-CAP, SBWH #10-24 X .375" SS188
32	5107698	1	SENSOR, SPEED, 8MM X 53 IN LG
33	5108653	1	CABLE EXTENSION, SPEED SENSOR, 48"
34	5108325	6	CABLE TIE, NYLON, PUSH-IN, 8" OAL
35	5420650	1	TRIM, U-CHANNEL .031"X.156"X1.25" LONG -(Serial Number: 30000003393 & Below)
36	5106297	8	CABLE TIE, .188" W X 7.50" LNG
37	5108217	1	HARNESS, WIRE, BODY, FS5250
37-1	5110037	1	RELAY, HFV9-G, 35A/20A, 2.8MM TERM
37-2	5110038	1	RELAY, MINI, SLD, RESIST, 50A/30A, SPDT
38	5108219	1	HARNESS, WIRE CONSOLE
39	5108774	1	BLT-RDHDSQNK .250"-20 X .750" SS188 -(Serial Number: 30000003394 & Above)
40	5421558	1	ASSEMBLY, DC MOTOR CONTROL -(Serial Number: 30000003394 & Above)

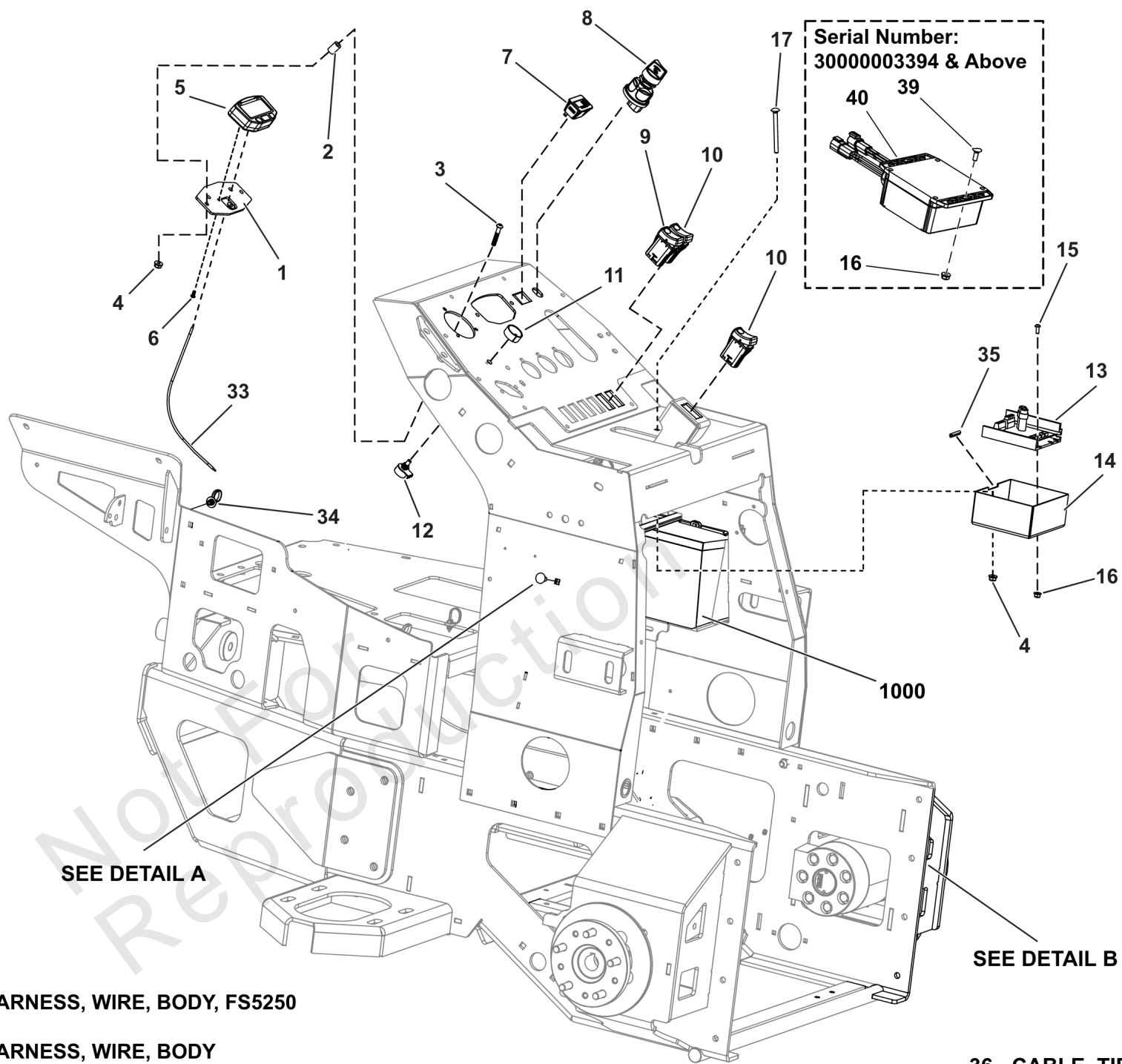
Footnotes:

Note: **Replacement keys are available directly from Fuses Unlimited. You must provide your key code from the ignition switch when ordering replacement keys.
Note: * For Serial Numbers 30000003394 & Above the display console bolts directly to the console plate.

Electrical Group - Components

Note: Unless noted otherwise, use the standard torque specifications

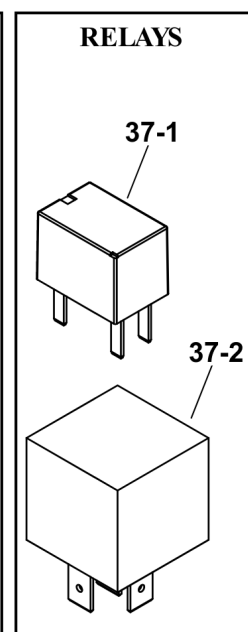
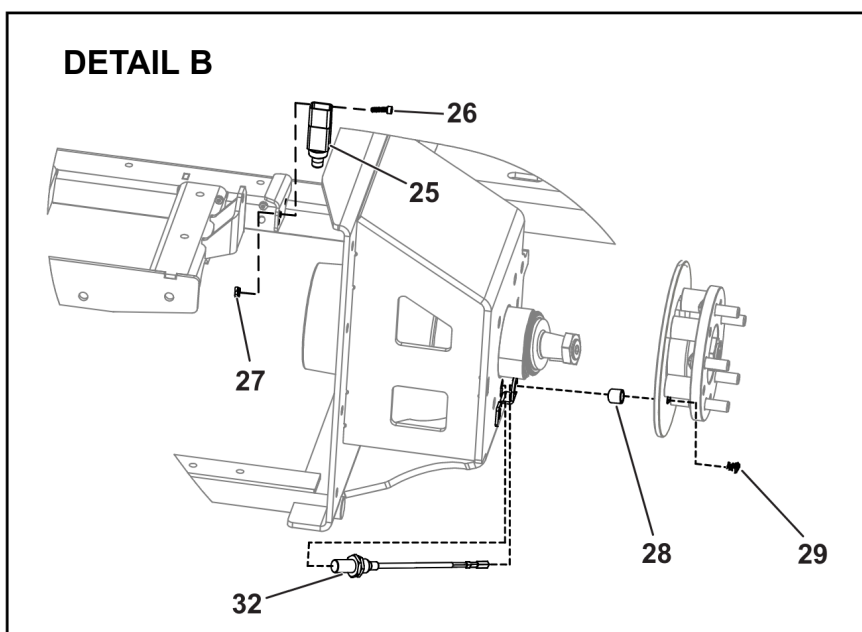
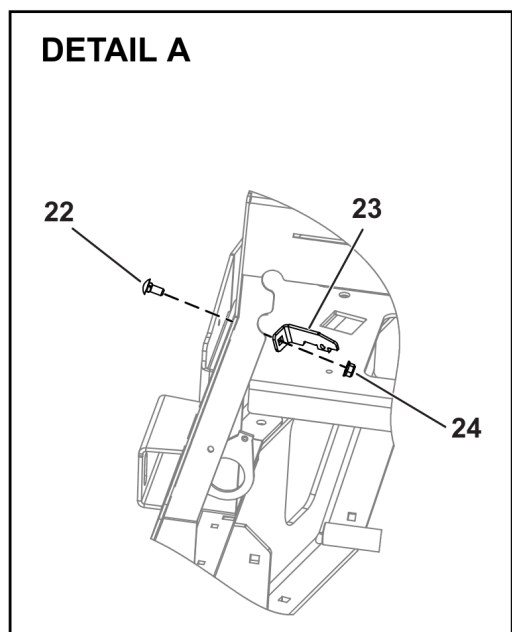
Mfg. No: LZ250800V



37 - HARNESS, WIRE, BODY, FS5250

38 - HARNESS, WIRE, BODY

36 - CABLE, TIE



Electrical Group - Components

REF NO	PART NO	QTY	DESCRIPTION
1000	-----	1	Refer to: Electrical Group - Batteries and Cables

Not For
Reproduction

Footnotes:

Note: **Replacement keys are available directly from Fuses Unlimited. You must provide your key code from the ignition switch when ordering replacement keys.

Note: * For Serial Numbers 30000003394 & Above the display console bolts directly to the console plate.

Electrical Schematic - Alternator Charging - Page 1

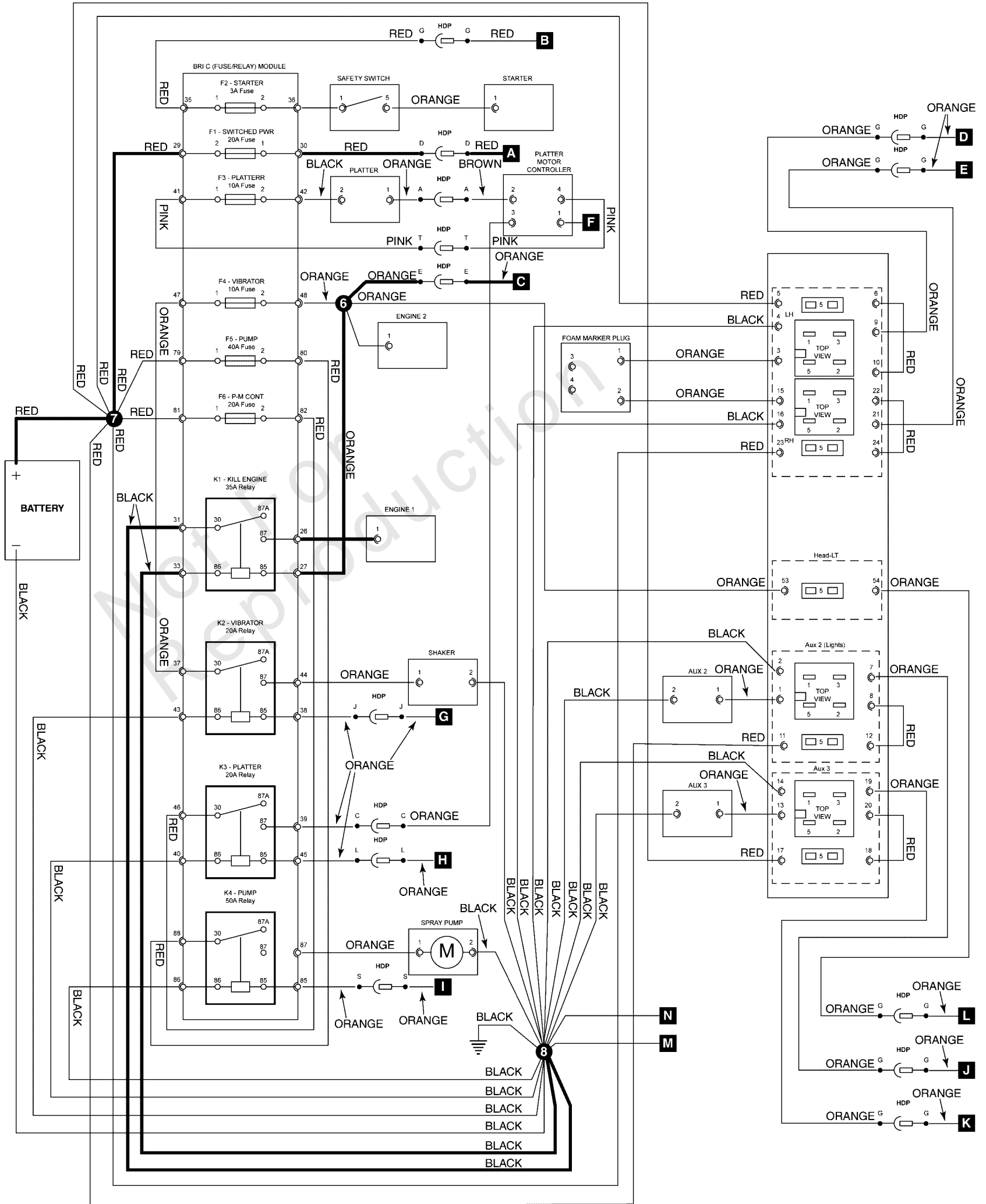
Note: Unless noted otherwise, use the standard torque specifications

Mfg. No: LZ250800V

5108217 / MAIN WIRE HARNESS - BRIGGS & STRATTON 386447 VANGUARD ENGINES 5108219 / CONSOLE WIRE HARNESS

5108217A

(Page 1 of 2)



Electrical Schematic - Alternator Charging - Page 1

REF NO	PART NO	QTY	DESCRIPTION
5108217	5108217	1	HARNESS, WIRE, BODY, FS5250
5108219	5108219	1	HARNESS, WIRE CONSOLE

Not For Reproduction

Electrical Schematic - Alternator Charging - Page 2

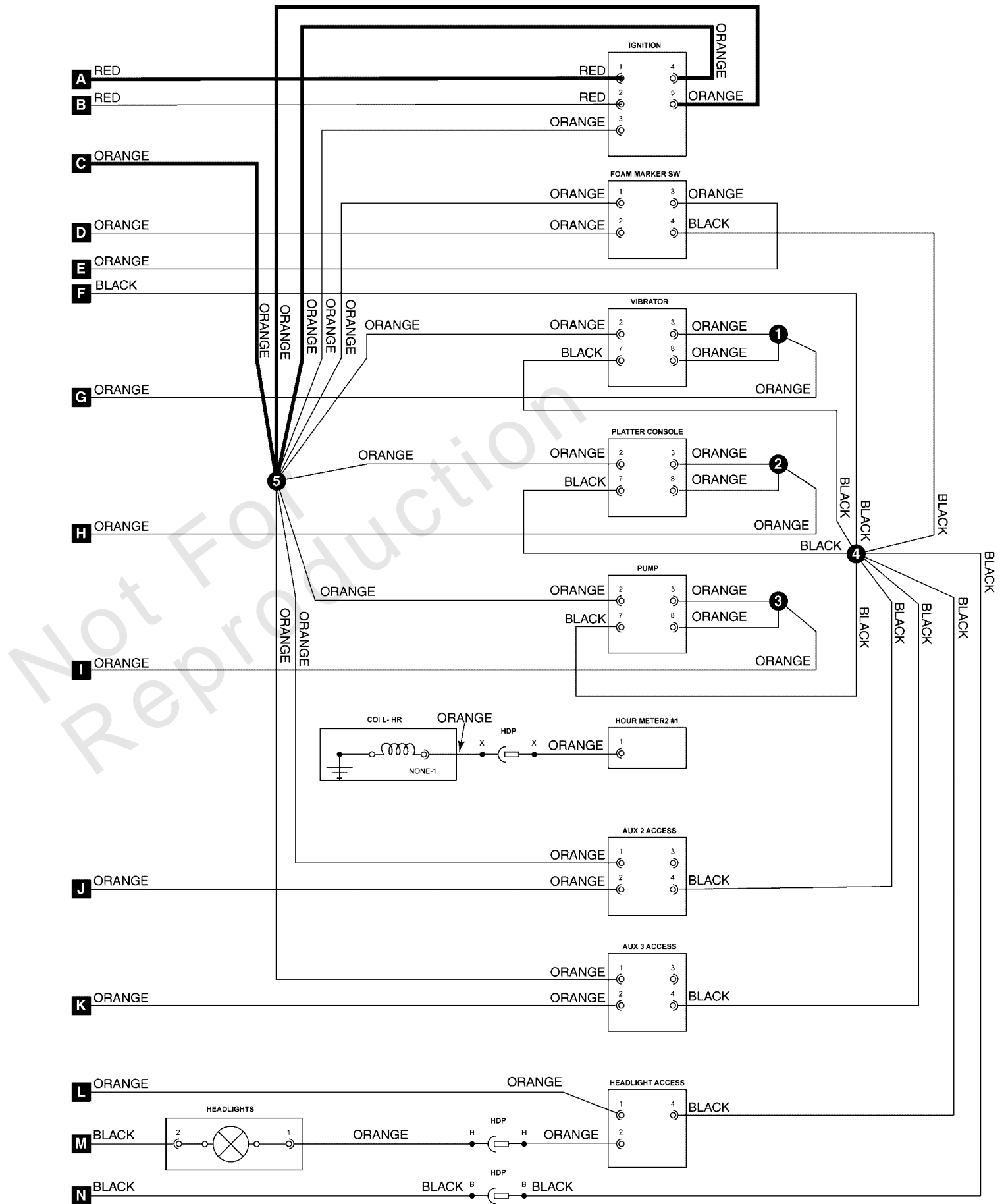
Note: Unless noted otherwise, use the standard torque specifications

Mfg. No: LZ250800V

5108217 / MAIN WIRE HARNESS - BRIGGS & STRATTON 386447 VANGUARD ENGINES 5108219 / CONSOLE WIRE HARNESS

5108217A

(Page 2 of 2)



Electrical Schematic - Alternator Charging - Page 2

REF NO	PART NO	QTY	DESCRIPTION
5108217	5108217	1	HARNESS, WIRE, BODY, FS5250
5108219	5108219	1	HARNESS, WIRE CONSOLE

Not For Reproduction

Electrical Schematic - Engine Cranking - Page 1

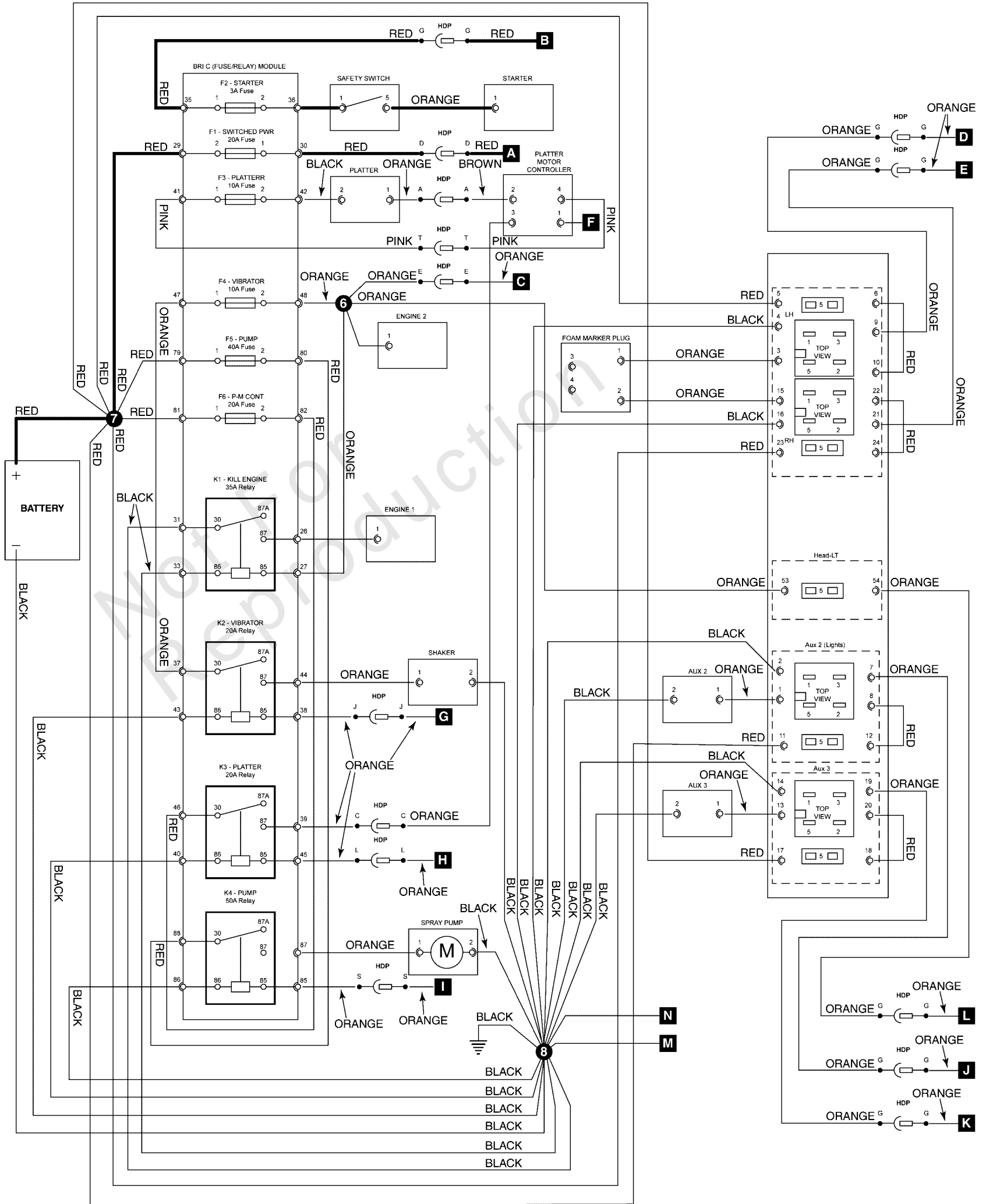
Note: Unless noted otherwise, use the standard torque specifications

Mfg. No: LZ250800V

5108217 / MAIN WIRE HARNESS - BRIGGS & STRATTON 386447 VANGUARD ENGINES 5108219 / CONSOLE WIRE HARNESS

5108217A

(Page 1 of 2)



Electrical Schematic - Engine Cranking - Page 1

REF NO	PART NO	QTY	DESCRIPTION
5108217	5108217	1	HARNESS, WIRE, BODY, FS5250
5108219	5108219	1	HARNESS, WIRE CONSOLE

Not For Reproduction

Electrical Schematic - Engine Cranking - Page 2

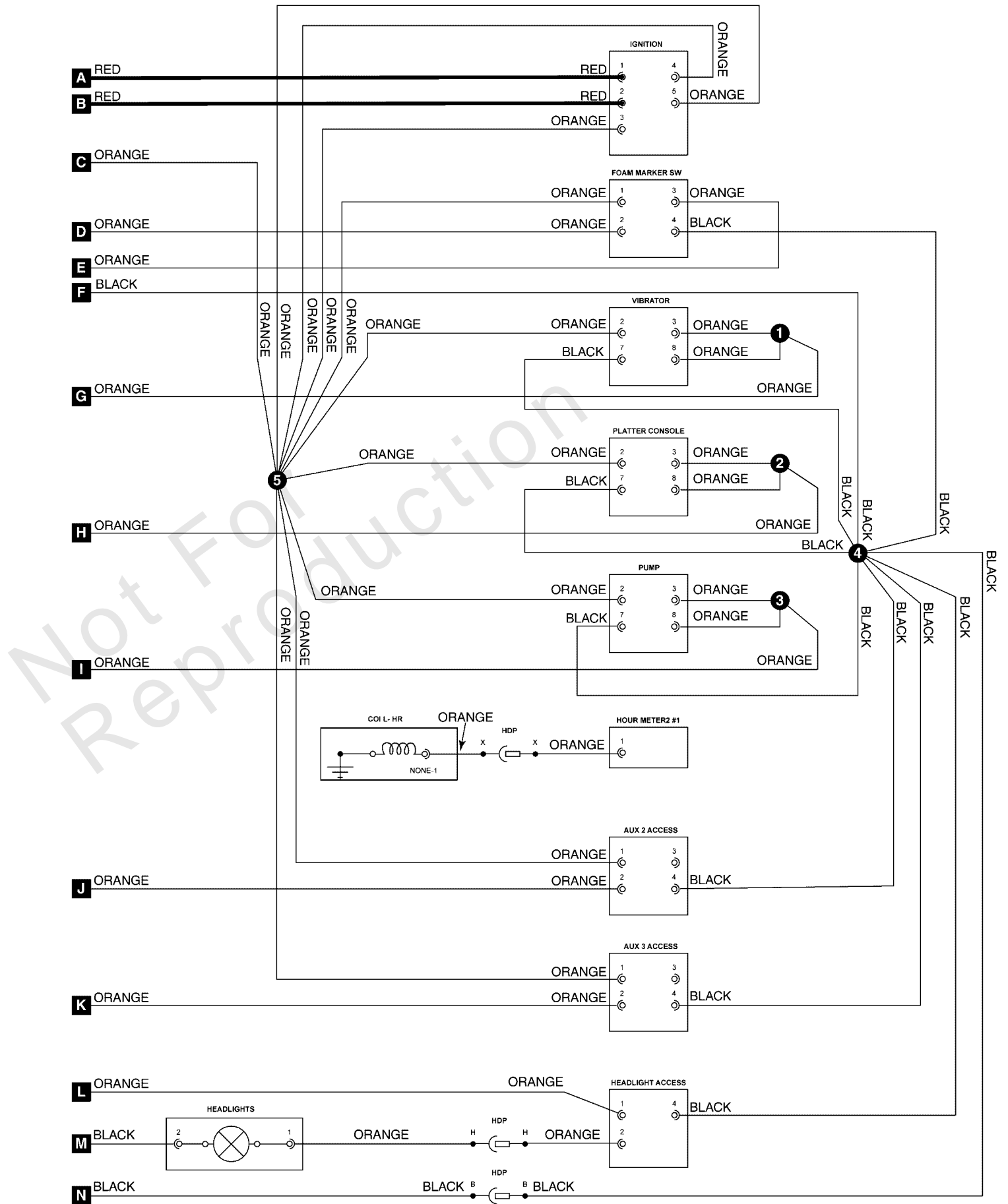
Note: Unless noted otherwise, use the standard torque specifications

Mfg. No: LZ250800V

5108217 / MAIN WIRE HARNESS - BRIGGS & STRATTON 386447 VANGUARD ENGINES 5108219 / CONSOLE WIRE HARNESS

5108217A

(Page 2 of 2)



Electrical Schematic - Engine Cranking - Page 2

REF NO	PART NO	QTY	DESCRIPTION
5108217	5108217	1	HARNESS, WIRE, BODY, FS5250
5108219	5108219	1	HARNESS, WIRE CONSOLE

Not For Reproduction

Electrical Schematic - Hopper Shaker Activation - Page 1

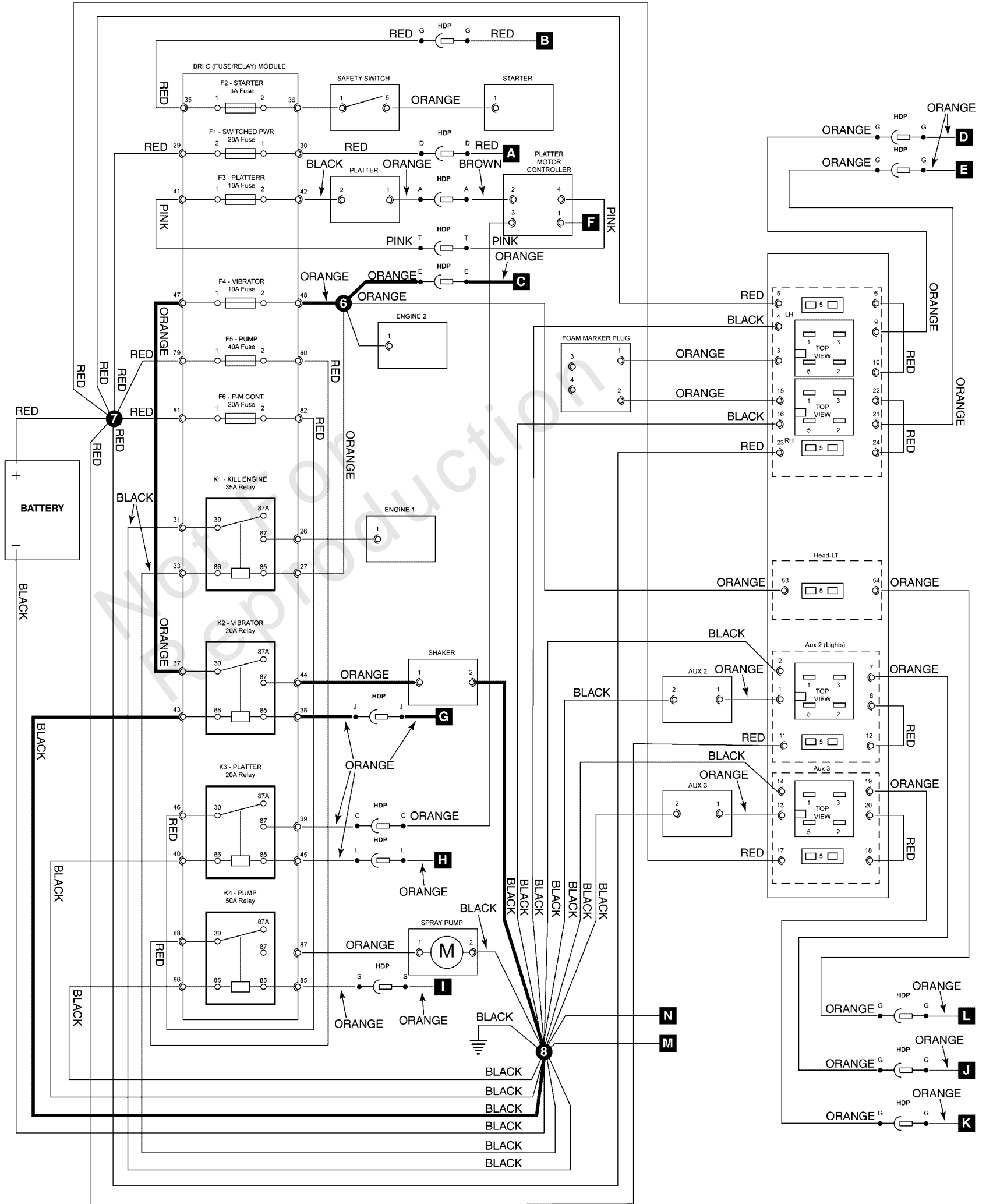
Note: Unless noted otherwise, use the standard torque specifications

Mfg. No: LZ250800V

5108217 / MAIN WIRE HARNESS - BRIGGS & STRATTON 386447 VANGUARD ENGINES 5108219 / CONSOLE WIRE HARNESS

5108217A

(Page 1 of 2)



Electrical Schematic - Hopper Shaker Activation - Page 1

REF NO	PART NO	QTY	DESCRIPTION
5108217	5108217	1	HARNESS, WIRE, BODY, FS5250
5108219	5108219	1	HARNESS, WIRE CONSOLE

Not For Reproduction

Electrical Schematic - Hopper Shaker Activation - Page 2

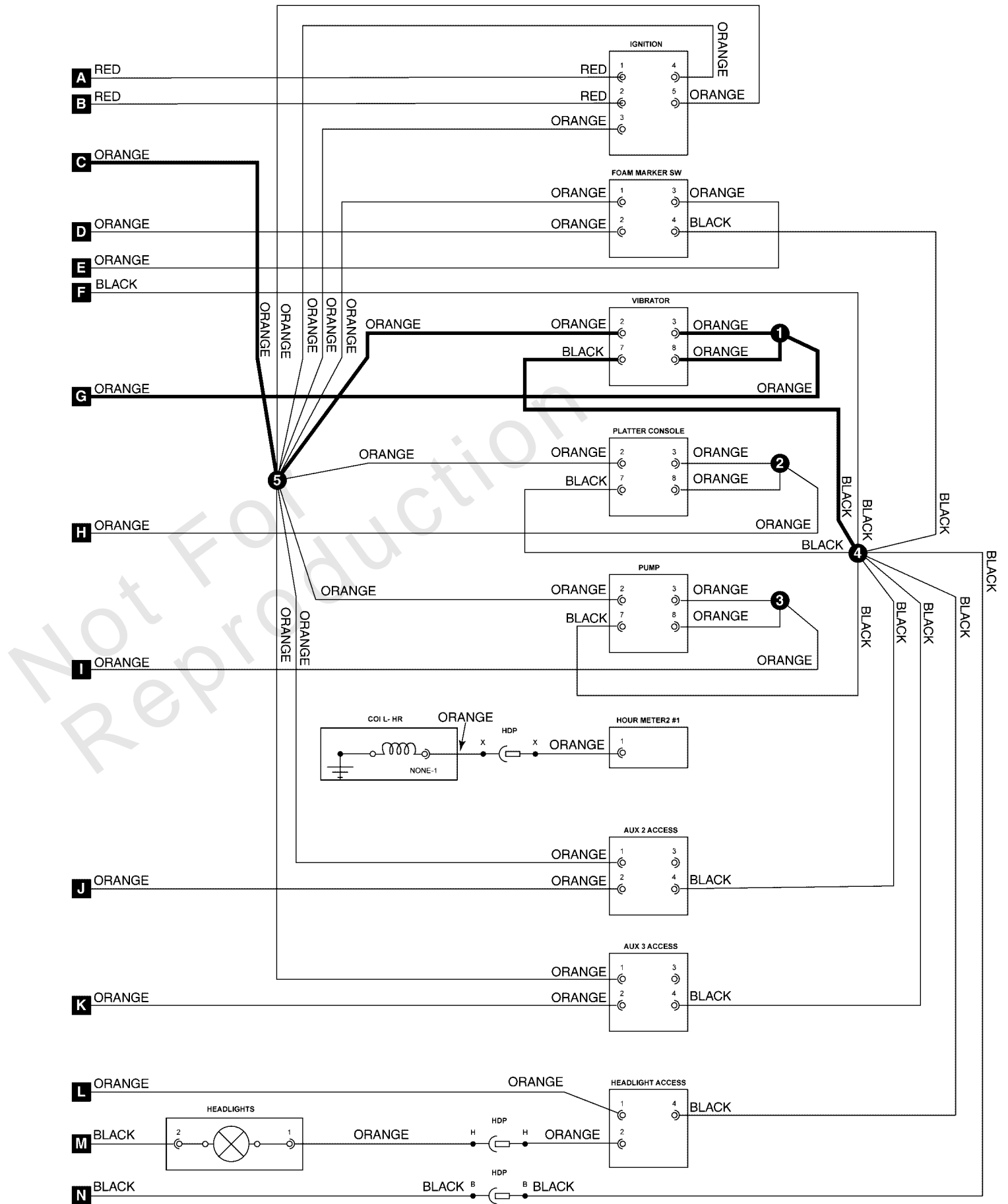
Note: Unless noted otherwise, use the standard torque specifications

Mfg. No: LZ250800V

5108217 / MAIN WIRE HARNESS - BRIGGS & STRATTON 386447 VANGUARD ENGINES 5108219 / CONSOLE WIRE HARNESS

5108217A

(Page 2 of 2)



Electrical Schematic - Hopper Shaker Activation - Page 2

REF NO	PART NO	QTY	DESCRIPTION
5108217	5108217	1	HARNESS, WIRE, BODY, FS5250
5108219	5108219	1	HARNESS, WIRE CONSOLE

Not For Reproduction

Electrical Schematic - Spinner Platter Activation - Page 1

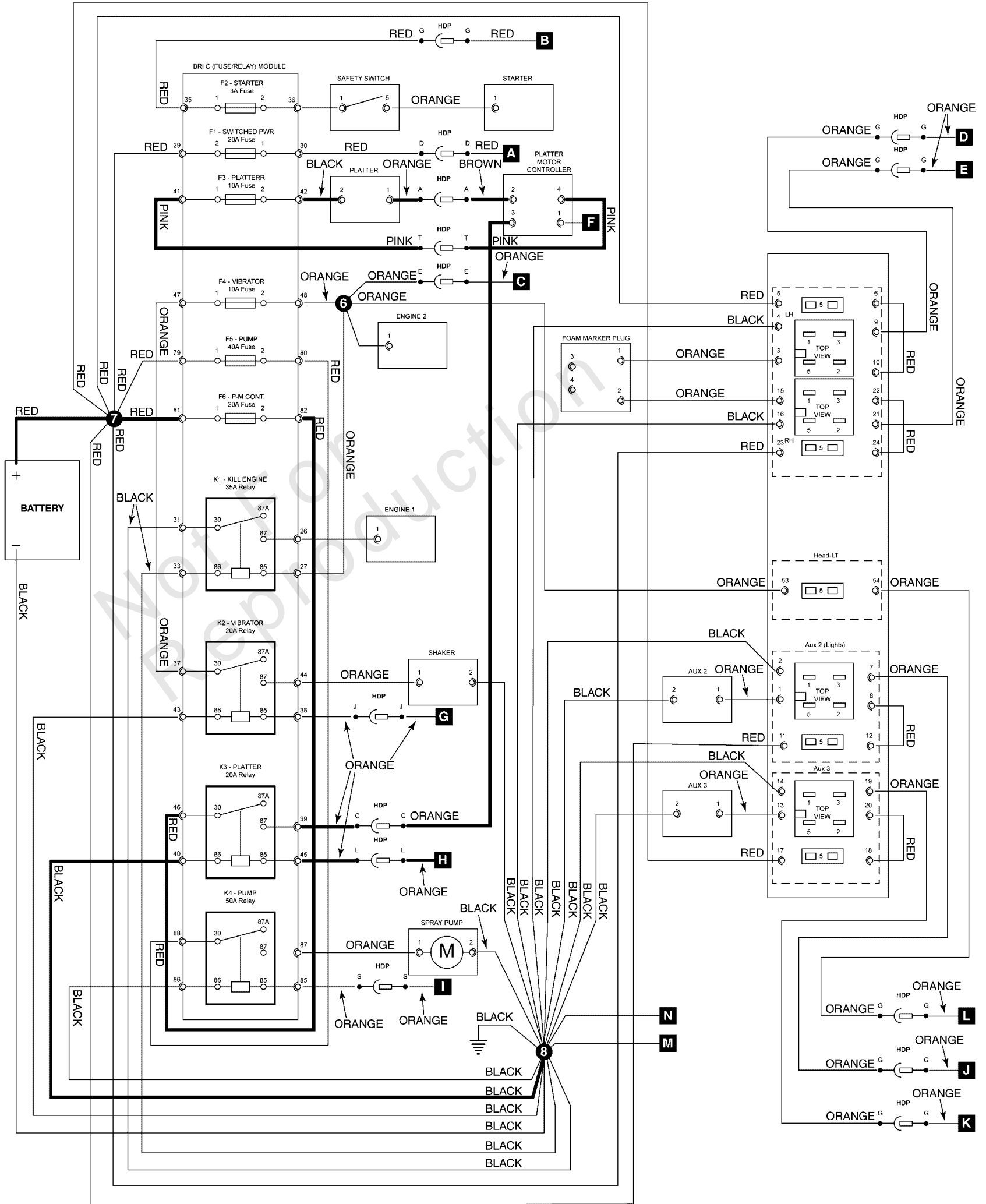
Note: Unless noted otherwise, use the standard torque specifications

Mfg. No: LZ250800V

5108217 / MAIN WIRE HARNESS - BRIGGS & STRATTON 386447 VANGUARD ENGINES 5108219 / CONSOLE WIRE HARNESS

5108217A

(Page 1 of 2)



Electrical Schematic - Spinner Platter Activation - Page 1

REF NO	PART NO	QTY	DESCRIPTION
5108217	5108217	1	HARNESS, WIRE, BODY, FS5250
5108219	5108219	1	HARNESS, WIRE CONSOLE

Not For Reproduction

Electrical Schematic - Spinner Platter Activation - Page 2

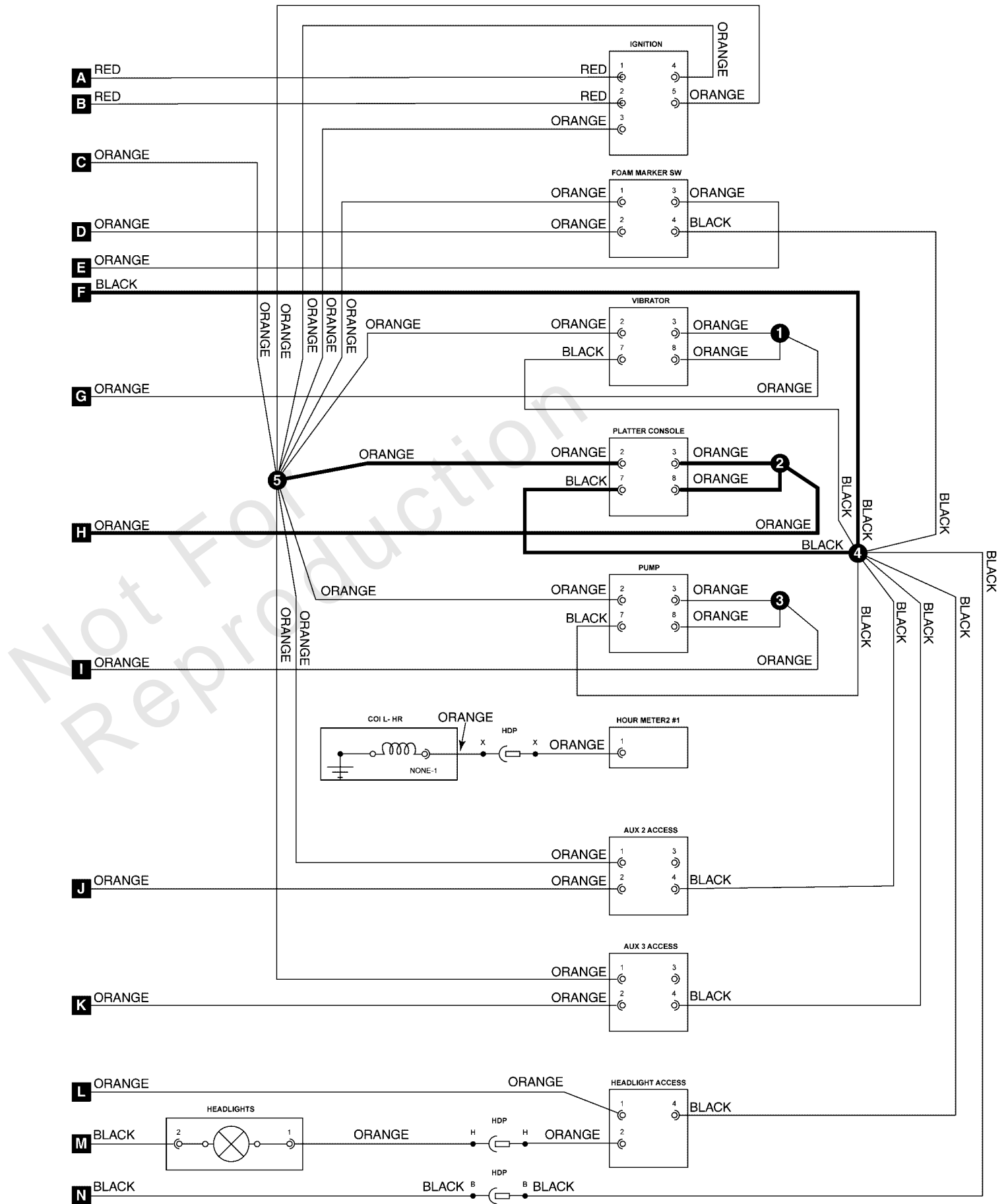
Note: Unless noted otherwise, use the standard torque specifications

Mfg. No: LZ250800V

5108217 / MAIN WIRE HARNESS - BRIGGS & STRATTON 386447 VANGUARD ENGINES 5108219 / CONSOLE WIRE HARNESS

5108217A

(Page 2 of 2)



Electrical Schematic - Spinner Platter Activation - Page 2

REF NO	PART NO	QTY	DESCRIPTION
5108217	5108217	1	HARNESS, WIRE, BODY, FS5250
5108219	5108219	1	HARNESS, WIRE CONSOLE

Not For Reproduction

Electrical Schematic - Spray Pump Activation - Page 1

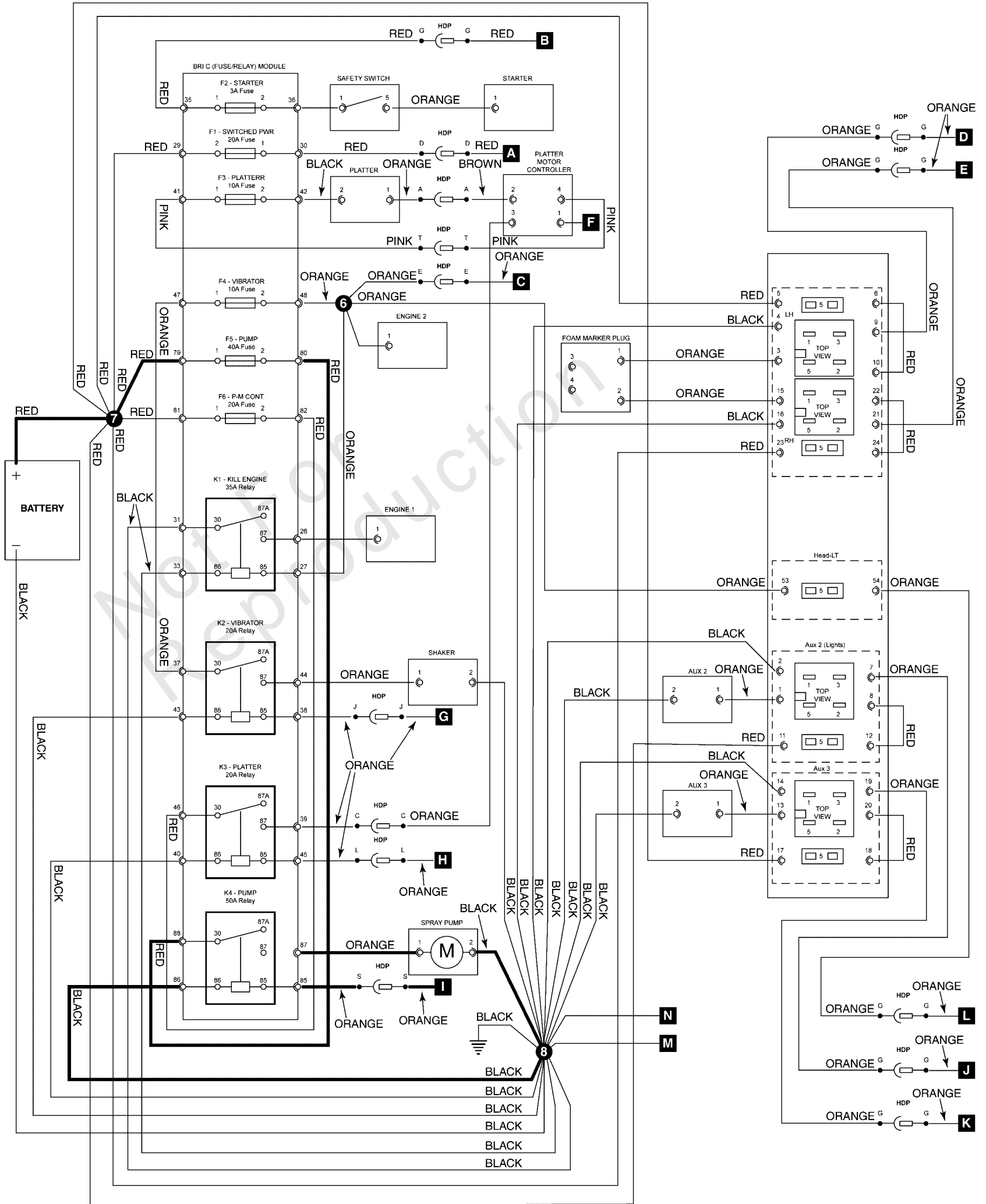
Note: Unless noted otherwise, use the standard torque specifications

Mfg. No: LZ250800V

5108217 / MAIN WIRE HARNESS - BRIGGS & STRATTON 386447 VANGUARD ENGINES 5108219 / CONSOLE WIRE HARNESS

5108217A

(Page 1 of 2)



Electrical Schematic - Spray Pump Activation - Page 1

REF NO	PART NO	QTY	DESCRIPTION
5108217	5108217	1	HARNESS, WIRE, BODY, FS5250
5108219	5108219	1	HARNESS, WIRE CONSOLE

Not For Reproduction

Electrical Schematic - Spray Pump Activation - Page 2

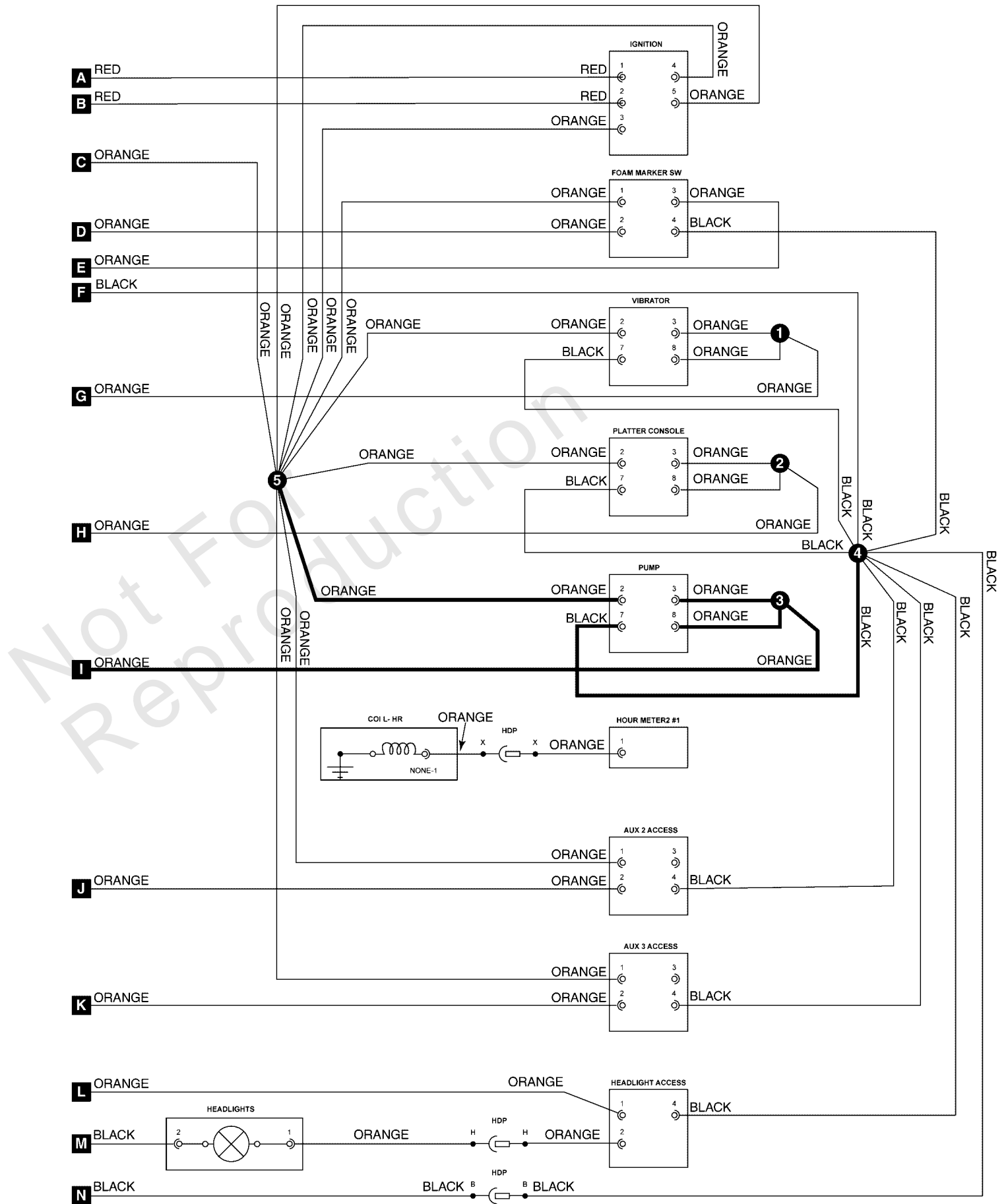
Note: Unless noted otherwise, use the standard torque specifications

Mfg. No: LZ250800V

5108217 / MAIN WIRE HARNESS - BRIGGS & STRATTON 386447 VANGUARD ENGINES 5108219 / CONSOLE WIRE HARNESS

5108217A

(Page 2 of 2)



Electrical Schematic - Spray Pump Activation - Page 2

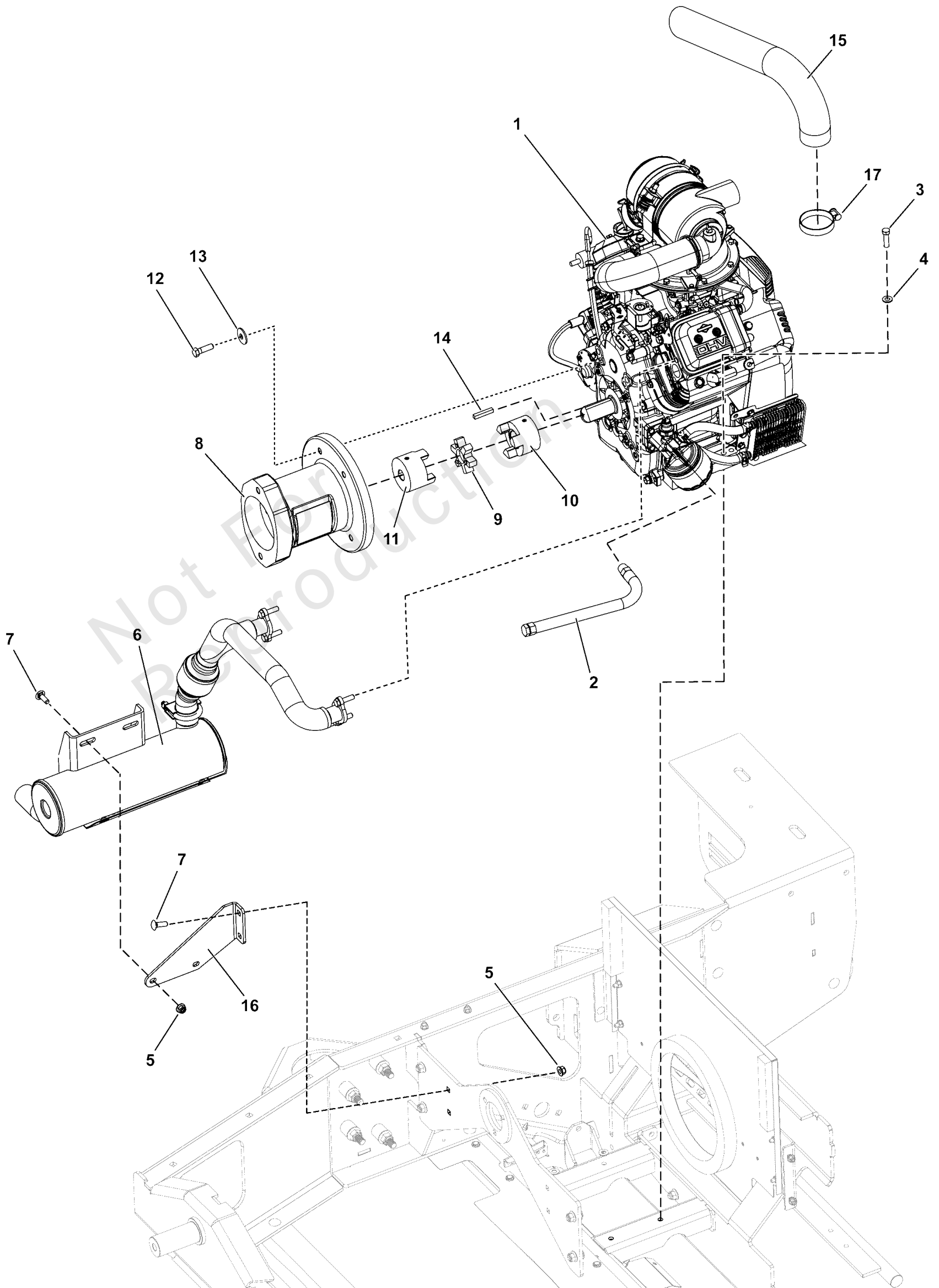
REF NO	PART NO	QTY	DESCRIPTION
5108217	5108217	1	HARNESS, WIRE, BODY, FS5250
5108219	5108219	1	HARNESS, WIRE CONSOLE

Not For Reproduction

Engine Group

Note: Unless noted otherwise, use the standard torque specifications

Mfg. No: LZ250800V



Engine Group

REF NO	PART NO	QTY	DESCRIPTION
1	-----	1	ENGINE, VANGUARD -(Refer to Note: *)
2	5048681	1	HOSE, OIL DRAIN
3	5106293	4	SCR-CAP, HEX .3125"-18 X 1.750" SS188
4	5107654	4	WSHR-SS, FLT .344"X.688"X.065" SAE
5	5107653	8	NUT-HEX-NYLK, FLG .3125"-18 SS188
6	5108780	1	EXHAUST, ENGINE
7	5107645	4	BLT-RDHDSQNK, .3125"-18 X 1.000" SS188
8	5107627	1	COUPLER, ENGINE B FLANGE
9	5108100	1	SPIDER INSERT, JAW COUPLING L099/100
10	5108101	1	HUB, L-100 X 1-1/8 STD 1/4 X 1/8 KW
11	5108102	1	HUB, L-100 X 3/4 W/ 3/16 KW
12	5107635	4	SCR-CAP, HEX .375"-16 X 1.250" F593C
13	5107704	4	WSHR-SS, BLV .386"X1.063"X.083" 17-7PH
14	5107696	1	KEY, STUSQ .250" X 1.500" LC
15	5108735	1	HOSE, INTAKE ENGINE
16	5420325	1	BRACKET, MUFFLER MOUNT
17	807377	1	CLAMP

Not For
Reproduction

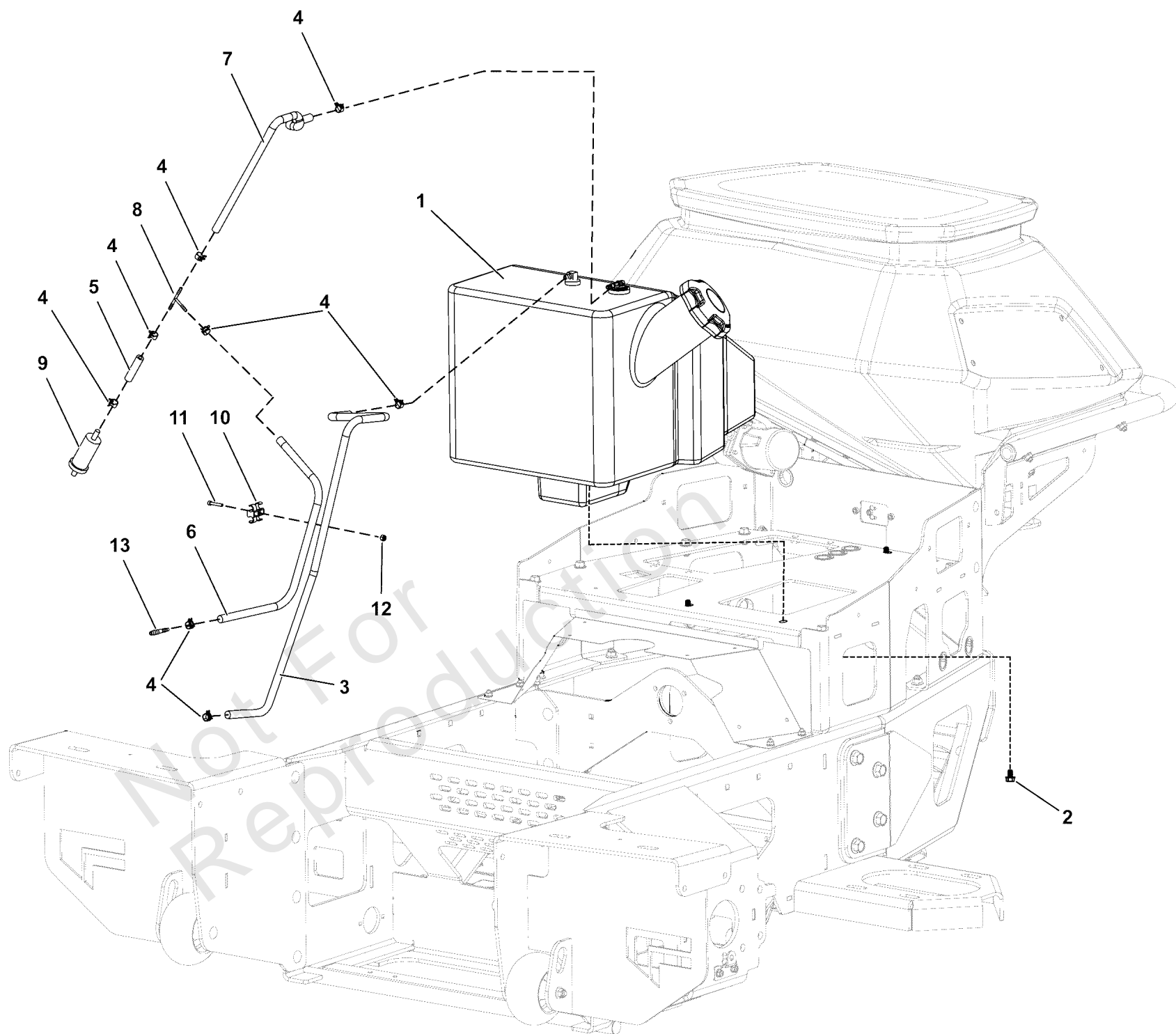
Footnotes:

Note: *See authorized engine manufacturer service dealer for replacement service parts.

Fuel Tank Group

Note: Unless noted otherwise, use the standard torque specifications

Mfg. No: LZ250800V



Fuel Tank Group

REF NO	PART NO	QTY	DESCRIPTION
1	5107662	1	ASM, FUEL TANK, 9 GAL, SPREADER SPRAYER
2	5108654	4	SCR-CAP, HSWH .3125"-18 X .500" SS188
3	5419952	1	HOSE, FUEL, 1/4" ID X 1/2" OD, 32" LG
4	791164	8	CLAMP, FUEL LINE 0.50"
5	5419949	1	HOSE, FUEL, 1/4" ID X 1/2" OD, 2" LG
6	5419951	1	HOSE, FUEL, 1/4" ID X 1/2" OD, 22" LG
7	5419950	1	HOSE, FUEL, 1/4" ID X 1/2" OD, 14" LG
8	5103062	1	FITTING, 3/16" TEE, BARB TYPE, HDPE
9	845125	1	FILTER, Fuel -(Refer to Note: *)
10	5108596	1	CLIP-T, .375"-.500" BLACK
11	5108609	1	SCR-CAP, SH #8-32 X 1.000" SS188
12	5108610	1	NUT-HEX-NYLK, #8-32 SS188
13	5108893	1	REDUCER, 1/4" TO 3/16" HOSE BARB

Not For
Reproduction

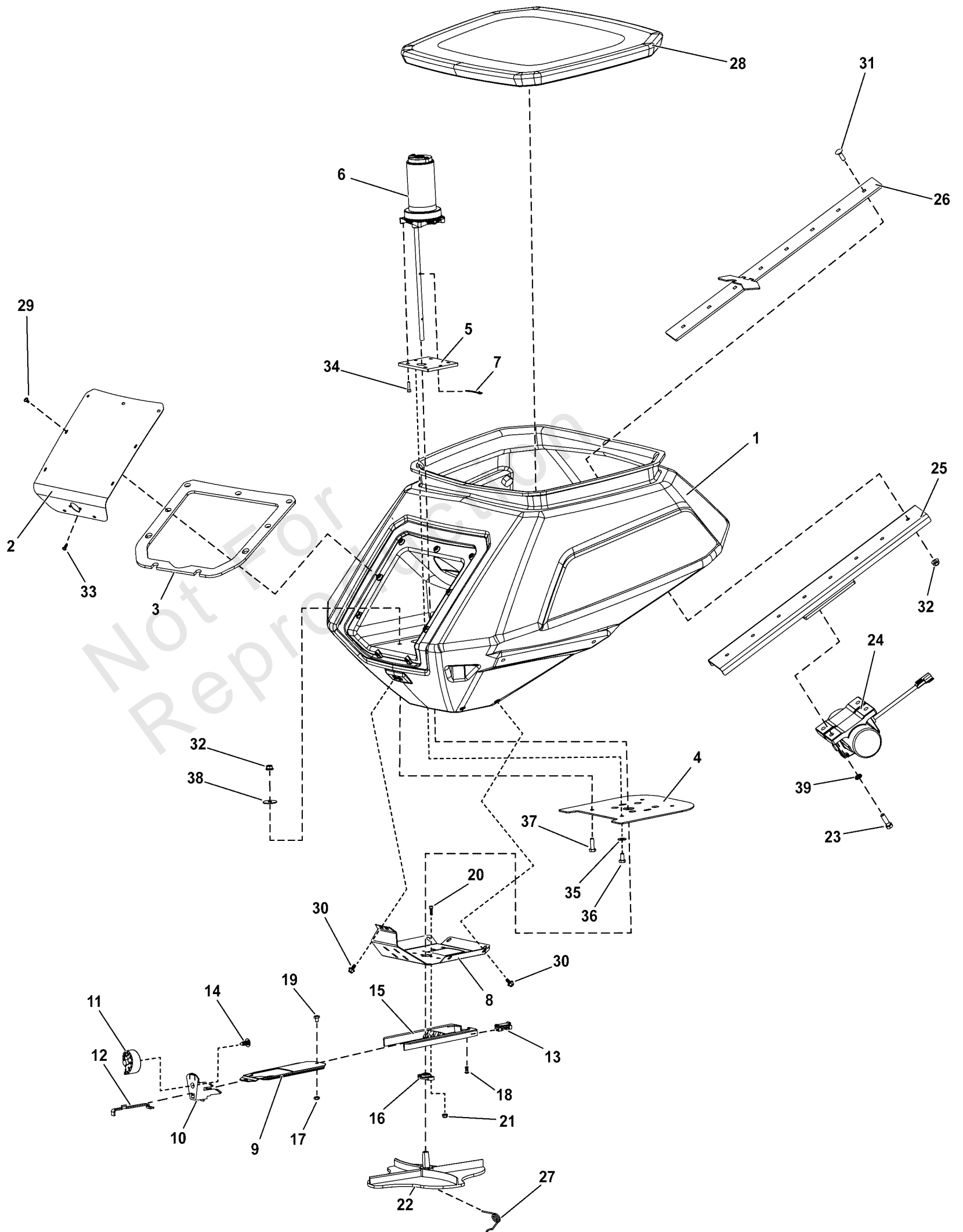
Footnotes:

(Note: *Order replacement part from your authorized Briggs & Stratton service dealer.)

Hopper Group

Note: Unless noted otherwise, use the standard torque specifications

Mfg. No: LZ250800V



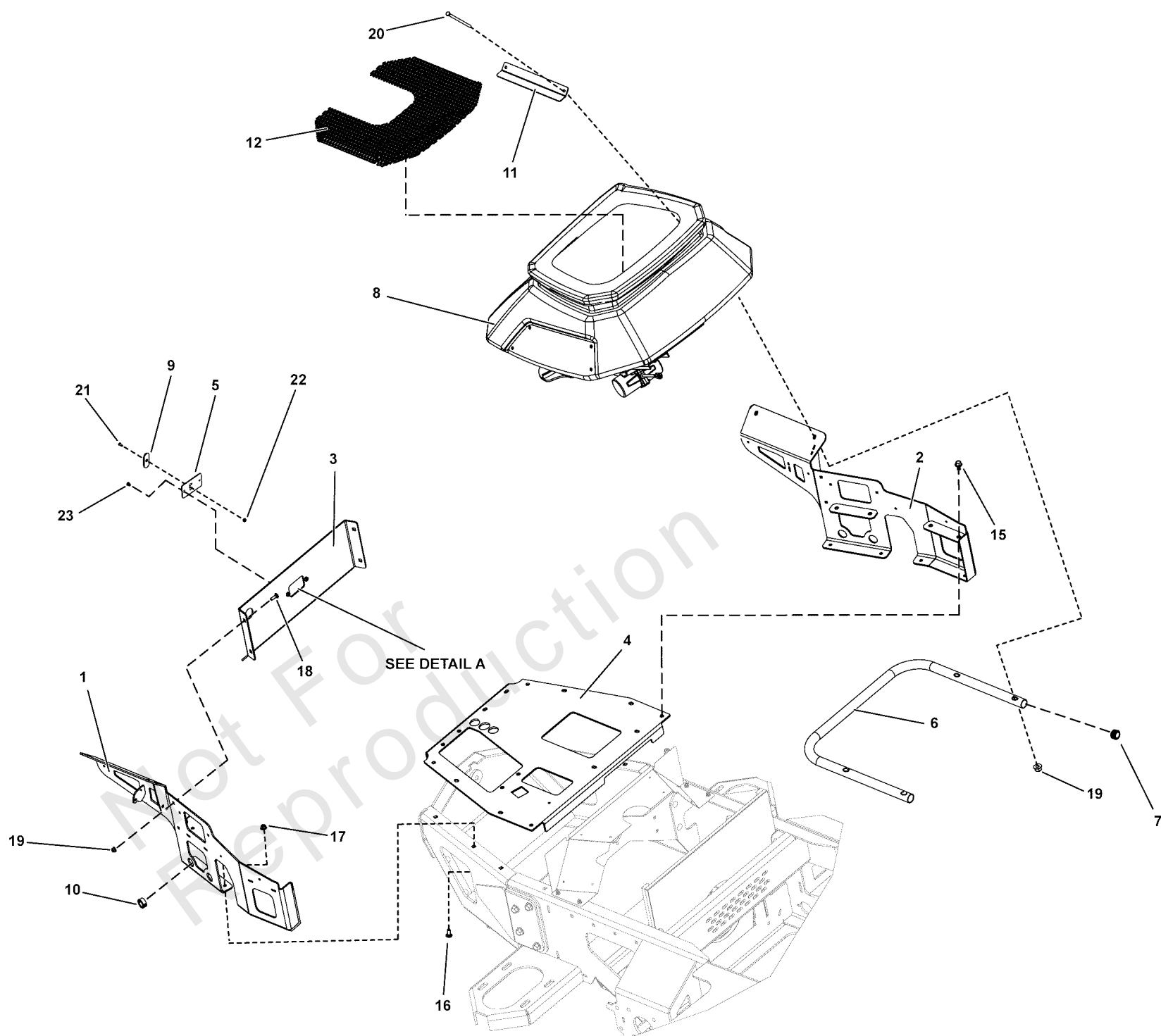
Hopper Group

REF NO	PART NO	QTY	DESCRIPTION
1	5109660	1	HOPPER, GRANULAR LESCO 250 LBS.
2	5421605	1	SHROUD, MOTOR HOPPER LESCO
3	5108251	1	GASKET, MOTOR HOPPER
4	5418978	1	PLATE, SCREEN SUPPORT CENTER
5	5418220	1	BRACKET, GEARMOTOR, SUPPORT
6	5107701	1	GEARMOTOR, SPINNER PLATTER
7	5105875	1	CLIP, SPINNER AGITATOR
8	5419442	1	BRACKET, HOPPER BOTTOM
9	5419448	1	PLATE, RATE GATE OFFSET
10	5105888	1	MOUNT, SPREADER DIAL
11	5105913	1	DIAL, CONTROLLER
12	5105942	1	PLATE, STOPPER, GATE OPENING
13	5105933	4	GUIDE, RATE GATE & DIFFUSER
14	5105953	1	PINE TREE CLIP, SPREADER FOR DIA .33"
15	5106014	1	BAFFLE, SPREADER DIFFUSER
16	5107702	1	BEARING, FLANGE IGUS EFOI-6
17	5105915	1	NUT-HEX-NYLK, .250"-20 TH SS188
18	5105921	1	FITTING, SWIVEL ACCUWAY
19	5105894	1	SCR-CAP, HEX .250"-20 X .375" SS188 SPC
20	5108132	2	SCR-CAP, SH #10-24 X .625" SS188
21	5108133	2	NUT-HEX-NYLK, FLG .#10-24 SS188
22	5105880	1	PLATTER, Spinner
23	5107635	4	SCR-CAP, HEX .375"-16 X 1.250" F593C
24	5108690	1	VIBRATOR, Z80 12VDC
25	5419872	1	WELD, VIBRATOR MOUNT
26	5419892	1	WELD, SCREEN SUPPORT
27	5105879	1	CLIP, SPREADER SPINNER
28	5108508	1	COVER, HOPPER FS5250 VOYAGER
29	5107705	9	SCR-CAP, SBWH #10-24 X .375" SS188
30	5108087	8	SCR-CAP, HSWH .250"-20 X .500" SS188
31	5107645	8	BLT-RDHDSQNK, .3125"-18 X 1.000" SS188
32	5107653	12	NUT-HEX-NYLK, FLG .3125"-18 SS188
33	5108534	2	SCR-TAP, PLPH 10-14X.500" TR 48-2 SS188
34	5106676	4	SCR-CAP SH, #10-32 X .750" SS188
35	5106009	2	WSHR-STL, FLT .343" X .750" X .050" SPC SS188
36	5106649	2	SCR-CAP, HEX .3125"-18 X .625" SS188
37	5106576	4	SCR-CAP, HEX .3125"-18 X 1.000" SS188
38	5107652	4	WSHR-SS, FLT .348"X1.250"X.065" FEN
39	5108674	4	WSHR-NORD LOCK 0.406" X 0.654" ZP

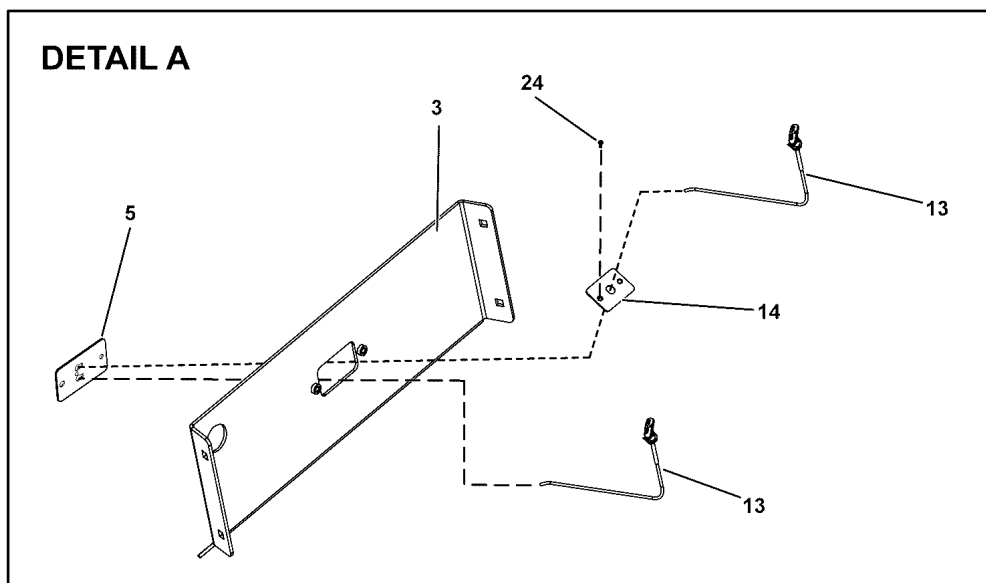
Hopper Support Group

Note: Unless noted otherwise, use the standard torque specifications

Mfg. No: LZ250800V



SEE DETAIL A



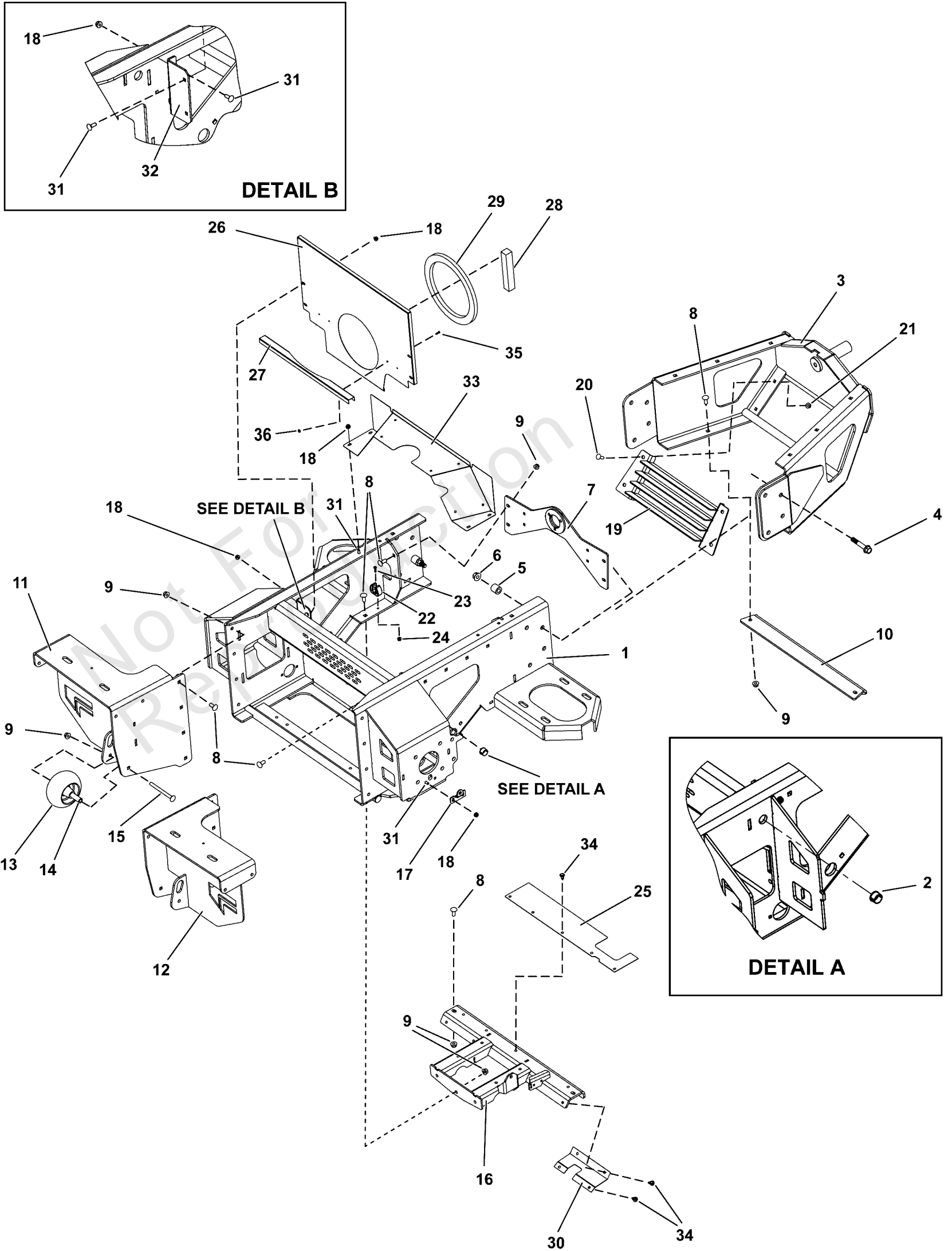
Hopper Support Group

REF NO	PART NO	QTY	DESCRIPTION
1	5418991	1	WELD, LH HOPPER SUPPORT
2	5418992	1	WELD, RH HOPPER SUPPORT
3	5418998	1	BRACE, FRONT
4	5418990	1	PLATE, FORWARD COMPONENT ORG
5	5419900	1	PLATE, HOPPER CABLES
6	5420342	1	TUBE, MOUNT LIGHT BAR - PAINTED
7	5108817	2	PLUG TUBE INSERT 1.25" O.D.
8	-----	1	Refer to: Hopper Group
9	5105969	1	PLATE, CABLE HOLDER
10	5108598	8	BUSHING, SNAP 1" ID
11	5418973	2	BRACKET, SCREEN SUPPORT HOPPER
12	84011456	1	SCREEN, Hopper (MODEL 250 LBS PERF)
13	5108507	2	CABLE, TURN-TO-LOCK 35" LONG
14	5420019	1	PLATE, HOPPER CONTROL VOYAGER
15	5107703	8	SCR-CAP, HSWH .375"-16 X .750" SS188
16	5107639	8	BLT-RDHDSQNK, .375"-16 X 1.000" SS188
17	5107638	8	NUT-HEX-NYLK, FLG .375"-16 SS188
18	5107645	4	BLT-RDHDSQNK, .3125"-18 X 1.000" SS188
19	5107653	8	NUT-HEX-NYLK, FLG .3125"-18 SS188
20	5106056	4	SCR-CAP, HEX .3125"-18 X 2.250" SS188 -(Used if 5418973 has round holes.)
20	5109263	4	BLT-RDHDSQNK, .3125"-18 X 2.250" SS188 -(Used if 5418973 has square holes.)
21	5105978	1	SCR-CAP, BSH #10-24 X .500" SS188
22	5105963	1	NUT-HEX-NYLK, #10-24 SS188
23	5108320	2	SCR-CAP, SBH .250"-20 X .375" SS188
24	5025717	2	SCR-CAP, SBH .250"-20 X .438" SS188

Main Frame Group

Note: Unless noted otherwise, use the standard torque specifications

Mfg. No: LZ250800V



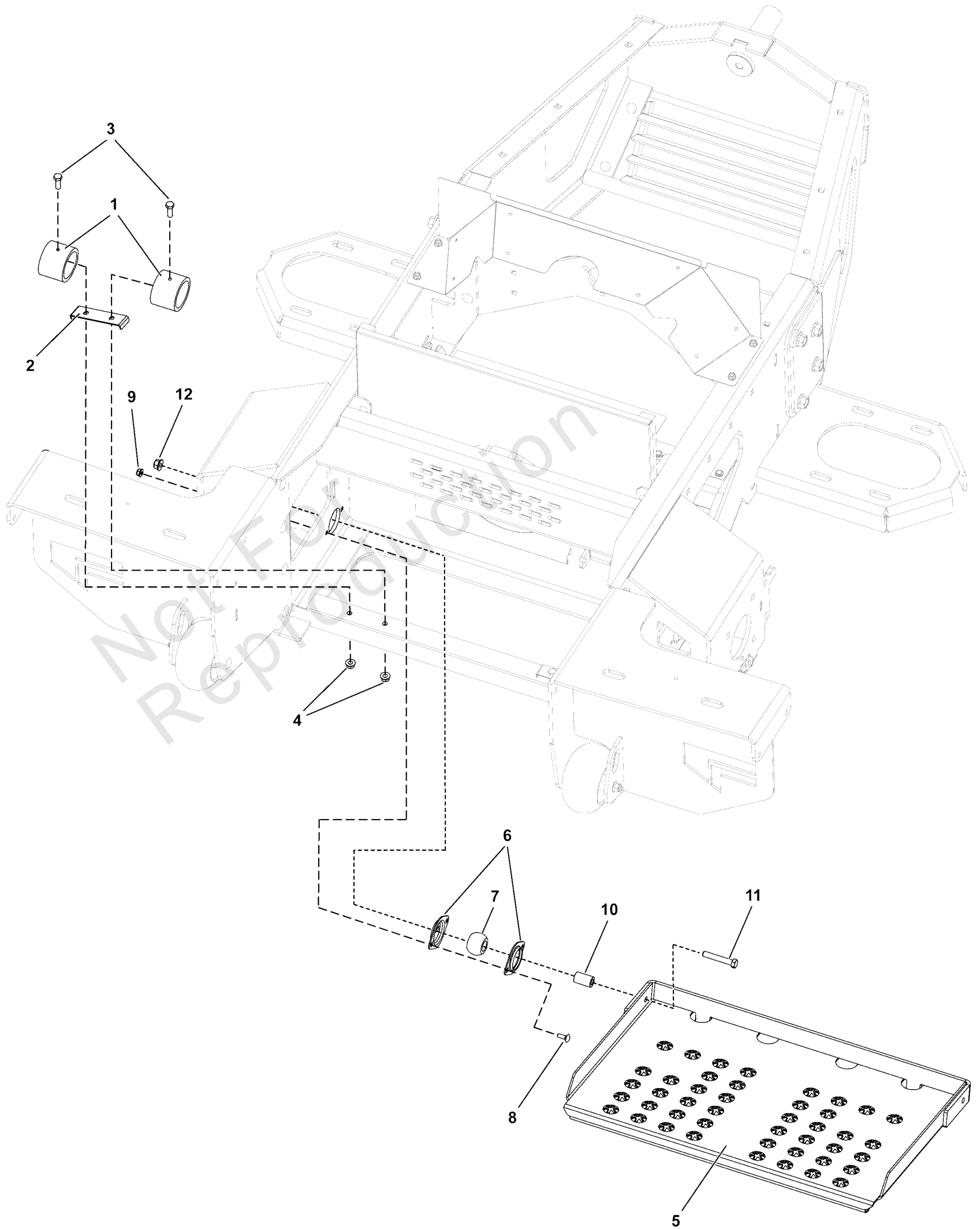
Main Frame Group

REF NO	PART NO	QTY	DESCRIPTION
1	5418924	1	WELD, FRAME REAR
2	5108335	1	BUSHING, SNAP .69" I.D.
3	5418925	1	WELD, FRAME FRONT
4	5108775	8	SCR-CAP, HWH .500"-13 X 3.000" F593C
5	5108793	8	SPCR-SS, 303 .510" X 1.00" X 1.00"
6	5107637	8	NUT-HEX-NYLK, FLG .500"-13 SS188
7	5418911	1	WELD, REAR PIVOT CROSS-MEMBER
8	5107639	19	BLT-RDHDSQNK, .375"-16 X 1.000" SS188
9	5107638	21	NUT-HEX-NYLK, FLG .375"-16 SS188
10	5420323	1	BRACKET, FRONT CROSS MEMBER
11	5418926	1	WELD, TANK MOUNT LEFT REAR
12	5418927	1	WELD, TANK MOUNT RIGHT REAR
13	5105521	2	WHEEL, ANTI SCALP, 5"
14	5107650	2	SPCR-SS, 303 .375" X .625" X 3.375"
15	5107681	2	BLT-RDHDSQNK, .375"-16 X 4.500" SS188
16	5418184	1	WELD, ENGINE SERVICE
17	5419654	1	BRKT, SPEED SENSOR MOUNT
18	5107655	14	NUT-HEX-NYLK, FLG .250"-20 SS188
19	5419691	1	WELD, LOUVER FRONT INTAKE
20	5107645	4	BLT-RDHDSQNK, .3125"-18 X 1.000" SS188
21	5107653	4	NUT-HEX-NYLK, FLG .3125"-18 SS188
22	5108265	1	CLIP, .750" O.D. OIL DRAIN HOSE
23	5108503	1	SCR-CAP, SBH #10-24 X .750" SS188
24	5108133	1	NUT-HEX-NYLK, FLG .#10-24 SS188
25	5420317	1	PLATE, FWD HEAT SHIELD
26	5420309	1	BRKT, ENGINE PARTITION
27	5420310	1	BRKT, PARTITION SUPPORT
28	5108770	2	FOAM, PARTITION SEAL
29	5108771	1	FOAM, PARTITION ROTATING SCREEN
30	5420329	2	BRKT, REAR HEAT SHIELD
31	5108774	14	BLT-RDHDSQNK .250"-20 X .750" SS188
32	5420311	2	PLATE, PARTITION MOUNT
33	5420260	1	BRACKET, HEAT SHIELD EXH TOP
34	5108769	11	CLIP, PUSH IN, BLK, .312 X .529 LG.
35	5108096	4	SCR-CAP, SBH #6-32 X .500" SS188
36	5108089	4	NUT-HEX, KEPS #6-32 SS188

Operator Platform Group

Note: Unless noted otherwise, use the standard torque specifications

Mfg. No: LZ250800V



Operator Platform Group

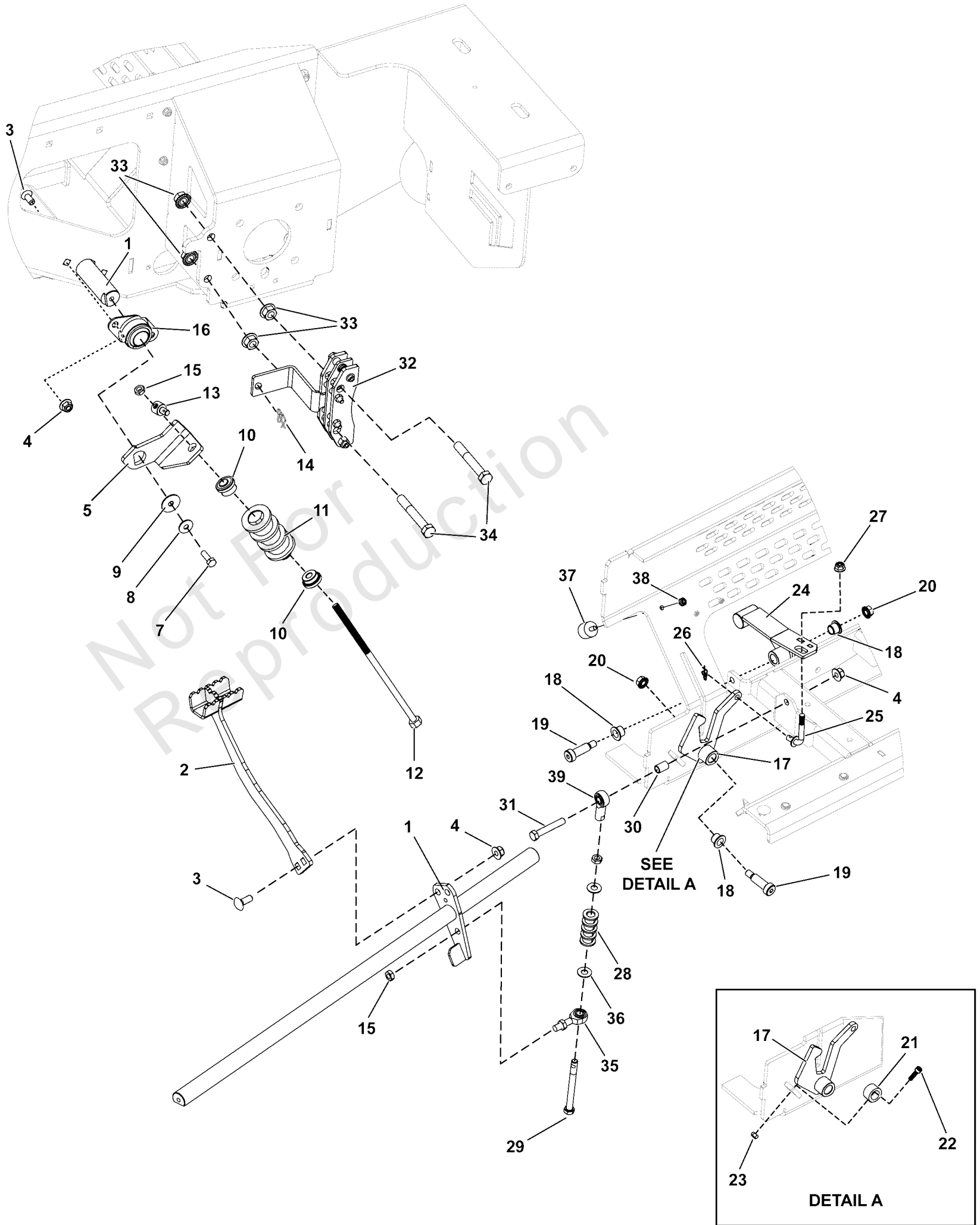
REF NO	PART NO	QTY	DESCRIPTION
1	5105128	4	BUMPER, GBR-6, 200 IN-LBS
2	5419450	2	BRACKET, GBR BUMPERS
3	5106233	4	SCR-CAP, HEX .3125"-18 X 1.250" SS188
4	5107653	4	NUT-HEX-NYLK, FLG .3125"-18 SS188
5	5418968	1	WELD, OPERATOR PLATFORM
6	5107663	4	40M-2-SS TWO-BOLT FLANGE
7	5108180	2	U40MMSPH-3/4 UHMW BEARING
8	5108774	4	BLT-RDHDSQNK .250"-20 X .750" SS188
9	5107655	4	NUT-HEX-NYLK, FLG .250"-20 SS188
10	5107665	2	SPCR-SS, 304 .375" X .750" X 1.250"
11	5106581	2	SCR-CAP, HEX .375"-16 X 2.250" SS188
12	5107638	2	NUT-HEX-NYLK, FLG .375"-16 SS188

Not For Reproduction

Parking Brake Group

Note: Unless noted otherwise, use the standard torque specifications

Mfg. No: LZ250800V



NOTE: 5418920 IS NOT SHOWN.

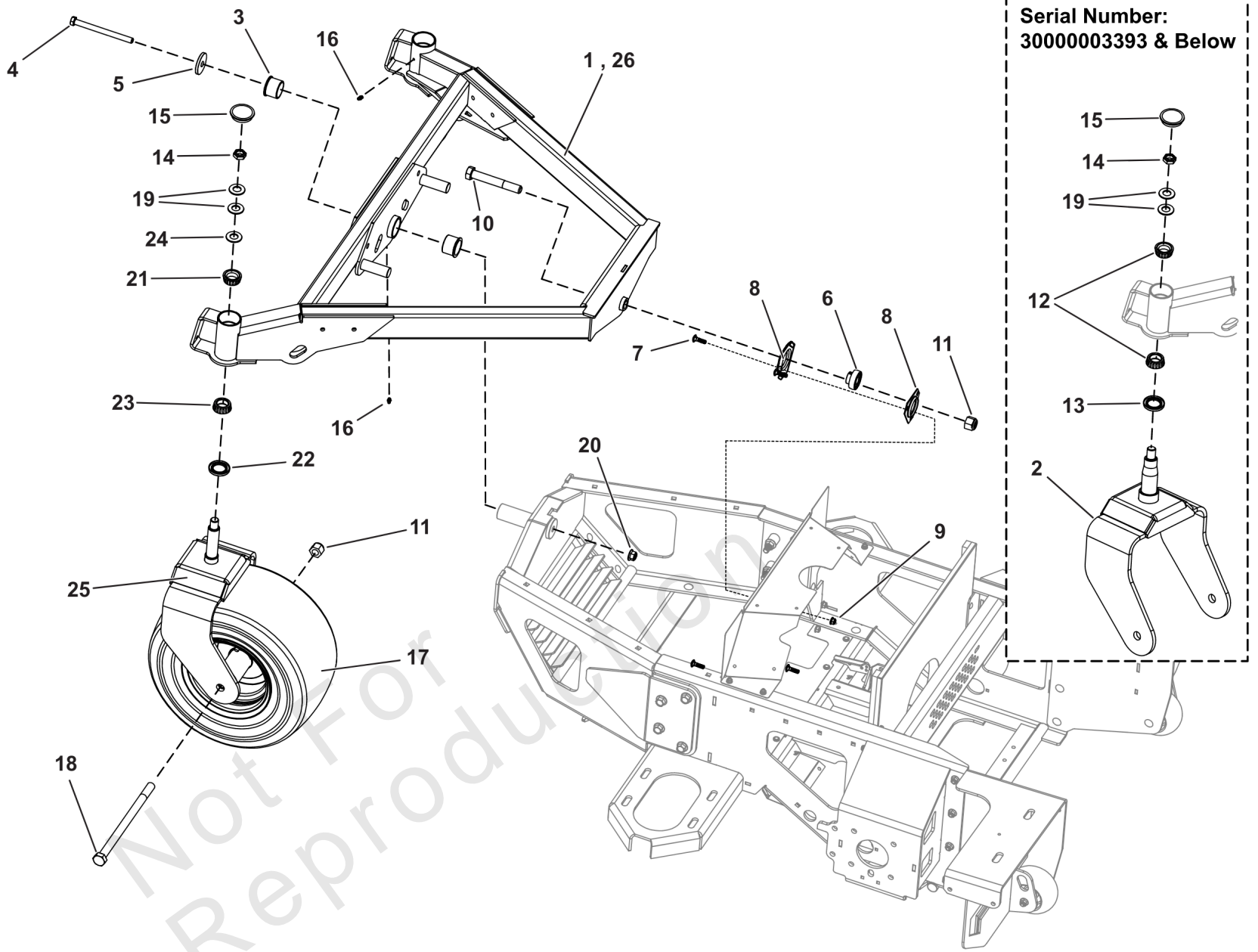
Parking Brake Group

REF NO	PART NO	QTY	DESCRIPTION
1	5418895	1	WELD, PARK BRAKE
2	5418896	1	WELD, PARK BRAKE PEDAL
3	5107639	6	BLT-RDHDSQNK, .375"-16 X 1.000" SS188
4	5107638	7	NUT-HEX-NYLK, FLG .375"-16 SS188
5	5418922	1	ARM, BRAKE ACTUATE LH
6	5418920	1	ARM, BRAKE ACTUATE RH
7	5106576	2	SCR-CAP, HEX .3125"-18 X 1.000" SS188
8	5107642	2	WSHR-SS, BLV .322"X.938"X.072" 17-7PH
9	5107652	2	WSHR-SS, FLT .348"X1.250"X.065" FEN
10	5418898	4	BSHG, STEP .343"X1.25"-1.00",.562"SS
11	5107631	2	SPRG, ELA 1.00" X 3.42", 103#/IN
12	5107615	2	ROD, .375"-24 X 3.50" - 9.53" OAL SS
13	5107614	2	SWIVEL, Ø.3125-24, Ø.370 POST SS
14	5107640	2	RING, RUE .375" SS
15	5107648	7	NUT-HEX, JAM .375"-24 SS188
16	5107633	2	BRG, BRZ 1.00"ID X 3.125" CTR SIDE FLG
17	5418939	1	WELD, BRAKE LATCH
18	5108816	4	BSHG-FL, .500" X .625" X .500", .875"x .062" IR
19	5107641	2	BLT-SLDR,SH.50"X1.25",.375"-16X.63"SS188
20	5107643	2	NUT-HEX-FGLK, .375"-16 SS188
21	5107634	1	SPRG, BMP .97" X 1.12" 50#PDF
22	5107644	1	SCR-CAP, SH #10-24 X .750" SS188
23	5105963	1	NUT-HEX-NYLK, #10-24 SS188
24	5419603	1	WELD, BRAKE RELEASE
25	5108204	1	LINK, BRAKE RELEASE
26	5107667	1	RING, RUE .3125" SS
27	5107653	1	NUT-HEX-NYLK, FLG .3125"-18 SS188
28	5108206	1	SPRG, ELA .500" X 2.26", 33#/IN
29	8042062	1	SCREWCAP 3/8-24 X 4" G8 W/ PATCH
30	5108345	1	SPCR-SS, 303 .391" X .500" X .750"
31	5106581	2	SCR-CAP, HEX .375"-16 X 2.250" SS188
32	5100774	2	COMPACT CALIPER, AUSCO (86978)
33	5107685	8	NUT-HEX-FGLK, .500"-13 SS188
34	5107686	4	SCR-CAP, HEX .500"-13 X 3.500" SS188
35	5021124	1	BALL JOINT, 3/8-24 Male
36	5106168	2	WSHR-STL, FLT .406" X .875" X .050" IS SS188
37	5022673	1	BUMPER, RUBBER, 1/4-20
38	5109128	1	NUT-HEX-FGLK, .250"-20 SS188
39	5021683	1	BALL JOINT, 3/8-24 FEMALE

Pivoting Front Axle Group

Note: Unless noted otherwise, use the standard torque specifications

Mfg. No: LZ250800V



Pivoting Front Axle Group

REF NO	PART NO	QTY	DESCRIPTION
1	5418950	1	WELD, FRONT AXLE -(S/N: 30000003393 and below)
2	5418974	2	WELD, CASTER FORK -(S/N: 30000003393 and below)
3	5108818	2	BUSHING, 1.500" I.D. X 1.50" LONG FLANGED
4	5107684	1	SCR-CAP, HEX .500"-13 X 6.000" SS188
5	5418977	1	WSHR-SS, FLT .516"X 2.13"X.250"
6	5108182	1	BEARING, SB204-12
7	5108084	3	BLT-RDHDSQNK, .3125"-18 X 1.250" SS188
8	5108181	2	47MM-3T-SS 3-BOLT SS FLANGETTE
9	5107653	3	NUT-HEX-NYLK, FLG .3125"-18 SS188
10	5107679	1	SCR-CAP, HEX .750"-10 X 5.000" SS188
11	5107677	3	NUT-HEX-NYLK, .750"-10 SS188
12	5106044	4	BRG, TPR 1.063" ID X .58" THK -(S/N: 30000003393 and below)
13	5109262	2	SEAL, 1.375" SHAFT X 1.987" OD X 0.31 THK -(S/N: 30000003393 and below)
14	5025448	2	NUT, 3/4-16, HEX JAM NYLON LOCK
15	5109845	2	CAP, GREASE, LOW PROFILE
16	5106119	3	ZERK, GREASE .250"-28 SS
17	5108169	2	WHEEL/TIRE 16 x 8.50 - 8 SMOOTH
18	5107680	2	SCR-CAP, HEX .750"-10 X 12.00" SS188
19	5025449	4	WASHER, BELLEVILLE - 1.500 X .755
20	5107637	1	NUT-HEX-NYLK, FLG .500"-13 SS188
21	5100839	2	BEARING, TAPER ROLLER, 1.1417 -(S/N: 30000003394 and above)
22	5109581	2	SEAL, 1.750 SHAFT X 2.254 OD X .359 THK -(S/N: 30000003394 and above)
23	5109949	2	BEARING, TAPERED ROLLER 35MM BORE -(S/N: 30000003394 and above)
23-1	5109579	2	BEARING & RACE, 1.3780 ID X 2.1654 OD -(S/N: 30000003394 and above)(Refer to Note: *)
24	5025160	2	WASHER, 3/4 SAE -(S/N: 30000003394 and above)
25	5421441	1	WELD, CASTER FORK -(S/N: 30000003394 and above)
26	84008678	1	FRONT AXLE ASSEMBLY -(S/N: 30000003394 and above)

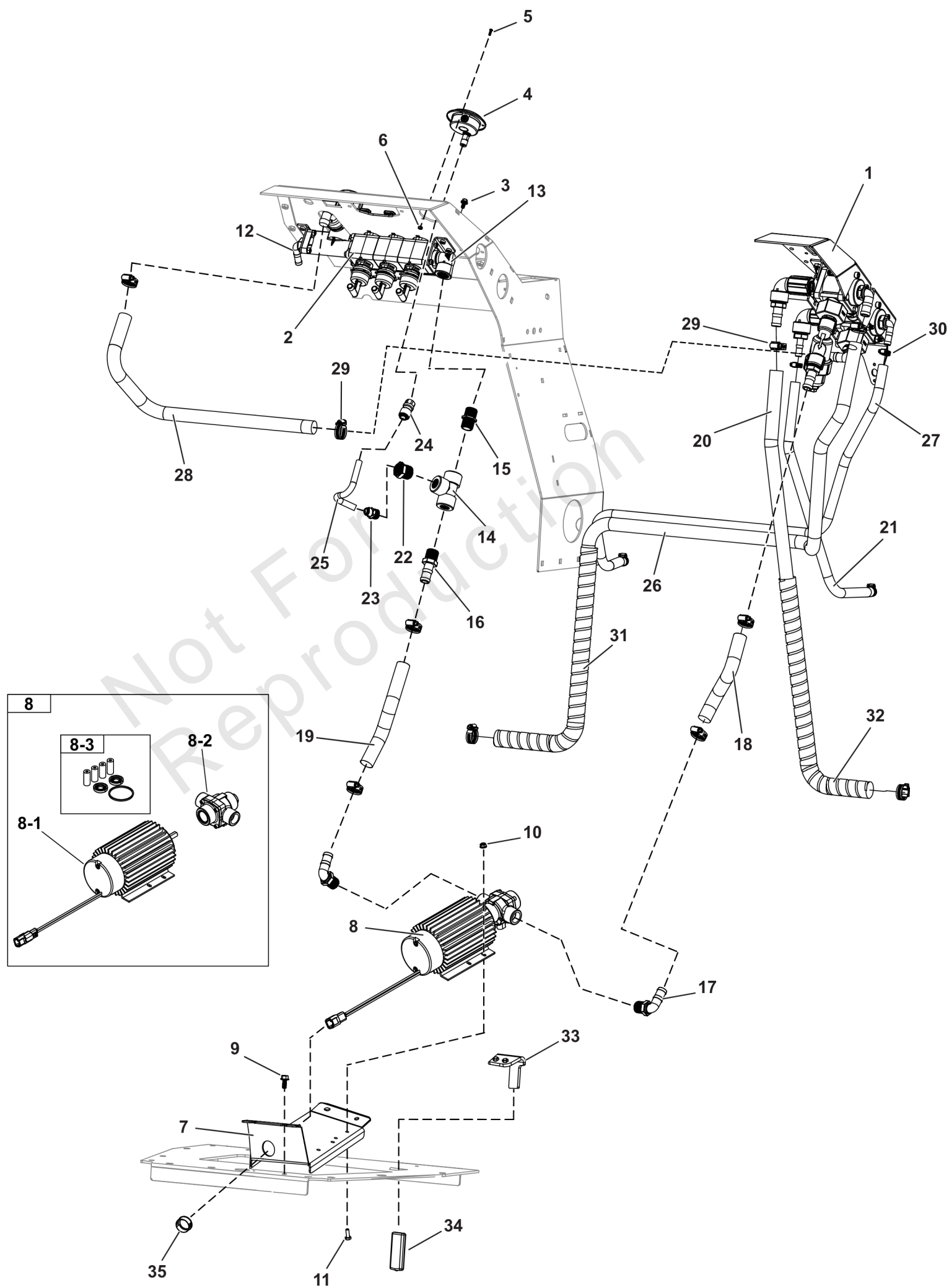
Footnotes:

Note: * Replaces 5109949 bearing and race from caster hub.

Pump and Valves Group Serial Number 051723000 and Below

Note: Unless noted otherwise, use the standard torque specifications

Mfg. No: LZ250800V



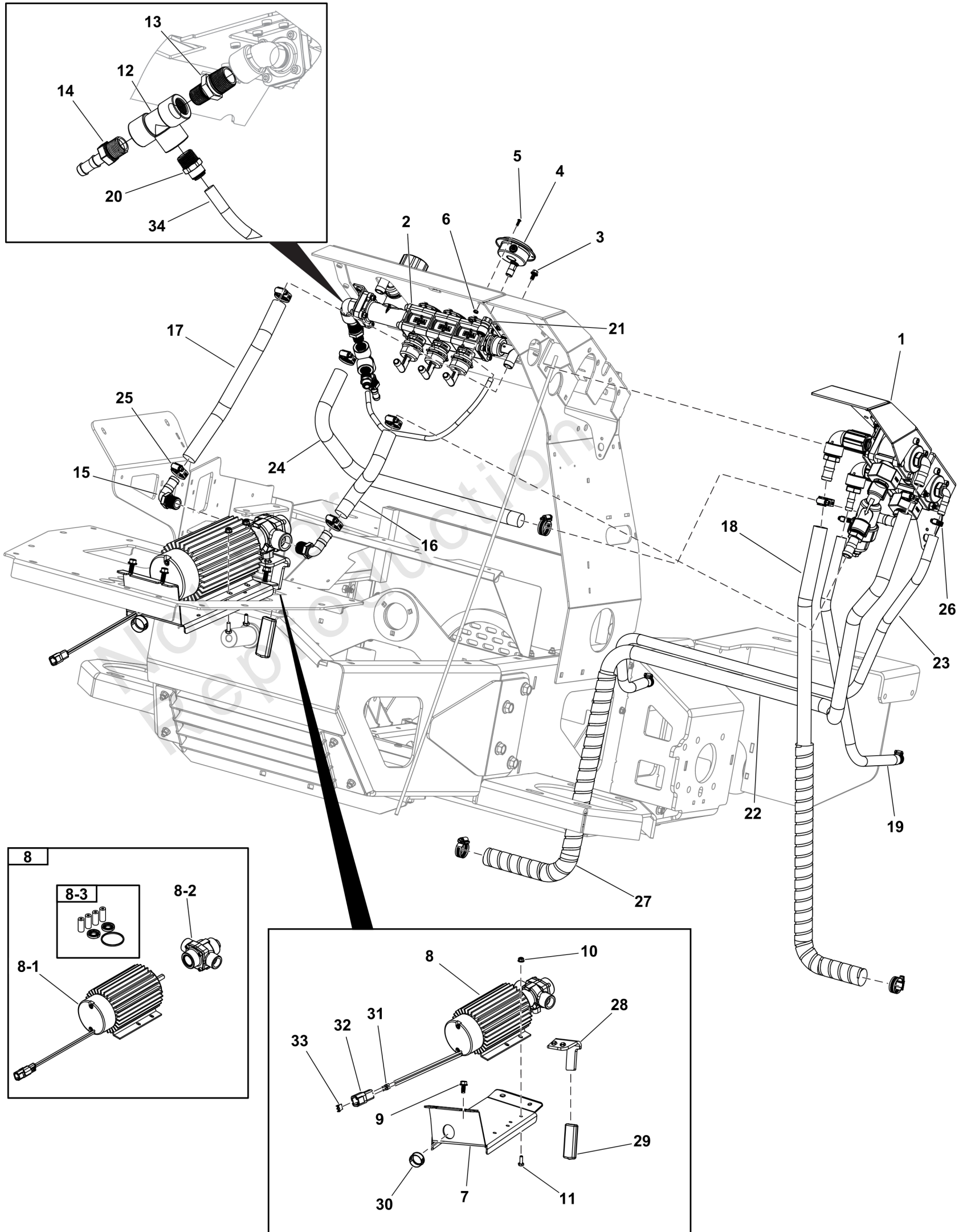
Pump and Valves Group Serial Number 051723000 and Below

REF NO	PART NO	QTY	DESCRIPTION
1	-----	1	Refer to: Tank Valve Assembly Group
2	5108595	1	MANIFOLD, SPRAY SYSTEM TEEJET
3	5108087	4	SCR-CAP, HSWH .250"-20 X .500" SS188
4	5107700	1	GAUGE, PRESSURE PANEL MOUNT 60 PSI
5	5108096	3	SCR-CAP, SBH #6-32 X .500" SS188
6	5108089	3	NUT-HEX, KEPS #6-32 SS188
7	5419843	1	BRACKET, MOUNT SPRAY PUMP
8	5601487	1	KIT, 9GPM SPRAY PUMP W/CONNECTOR
8-1	5422338	1	MOTOR, PUMP W/ CONNECTOR
8-2	5110039	1	PUMP, ROLLER HYPRO 4001X-4
8-3	5110041	1	KIT, REBUILD PUMP HYPRO 3430-0390
9	5108284	4	SCR-CAP, HSWH .313"-18 X .750" SS188
10	5107655	4	NUT-HEX-NYLK, FLG .250"-20 SS188
11	5106214	4	SCR-CAP, HEX .250"-20 X .750" SS188
12	5108460	1	FTG, ELBW 90° 3/4" MNPT - 1/2" HB BPP
13	5108455	1	FTG, ELBW 90° 3/4"MNPT - 3/4" FNPT BPP
14	5108599	1	FTG, T 3/4" FNPT BPP
15	5108456	1	FTG, CPLR 3/4" MNPT-3/4"MNPT X 1.75" BPP
16	5108461	1	FTG, STR 3/4" MNPT - 3/4"HB BPP
17	5108459	2	FTG, ELBW 90° 3/4" MNPT - 3/4" HB BPP
18	5420075	1	HOSE, CHEM .75" X 8.5"
19	5420076	1	HOSE, CHEM .75" X 9.5"
20	5420071	1	HOSE, CHEM .75" X 48"
21	5420073	1	HOSE, CHEM .50" X 27.5"
22	5108600	1	FTG, STR 3/4" MNPT - 1/2" FNPT BPP
23	5108601	1	FTG, STR 1/2" MNPT - 3/8" PTC BPP
24	5108602	1	FTG, STR 1/4" FNPT - 3/8" PTC BPP
25	5420069	1	HOSE, GAUGE .375" PTC X 5"
26	5420072	1	HOSE, CHEM .75" X 68"
27	5420074	1	HOSE, CHEM .50" X 46"
28	5420077	1	HOSE, CHEM .75" X 23"
29	5108877	10	CLAMP, HOSE, WORM GEAR, 11/16" TO 1-1/4"
30	5106683	4	CLAMP, MINIATURE WORM GEAR MAH6
31	5420367	1	WRAP, HOSE 1.25" ID X 30.0"
32	5420367	1	WRAP, HOSE 1.25" ID X 30.0"
33	5419844	1	ARM, TORQUE ROLLER PUMP
34	5105900	1	GRIP, .188" X 1.00" ID X .150" THK CLSD CELL FOAM
35	5108598	1	BUSHING, SNAP 1" ID

Pump and Valves Group Serial Number 051723001 and Above

Note: Unless noted otherwise, use the standard torque specifications

Mfg. No: LZ250800V



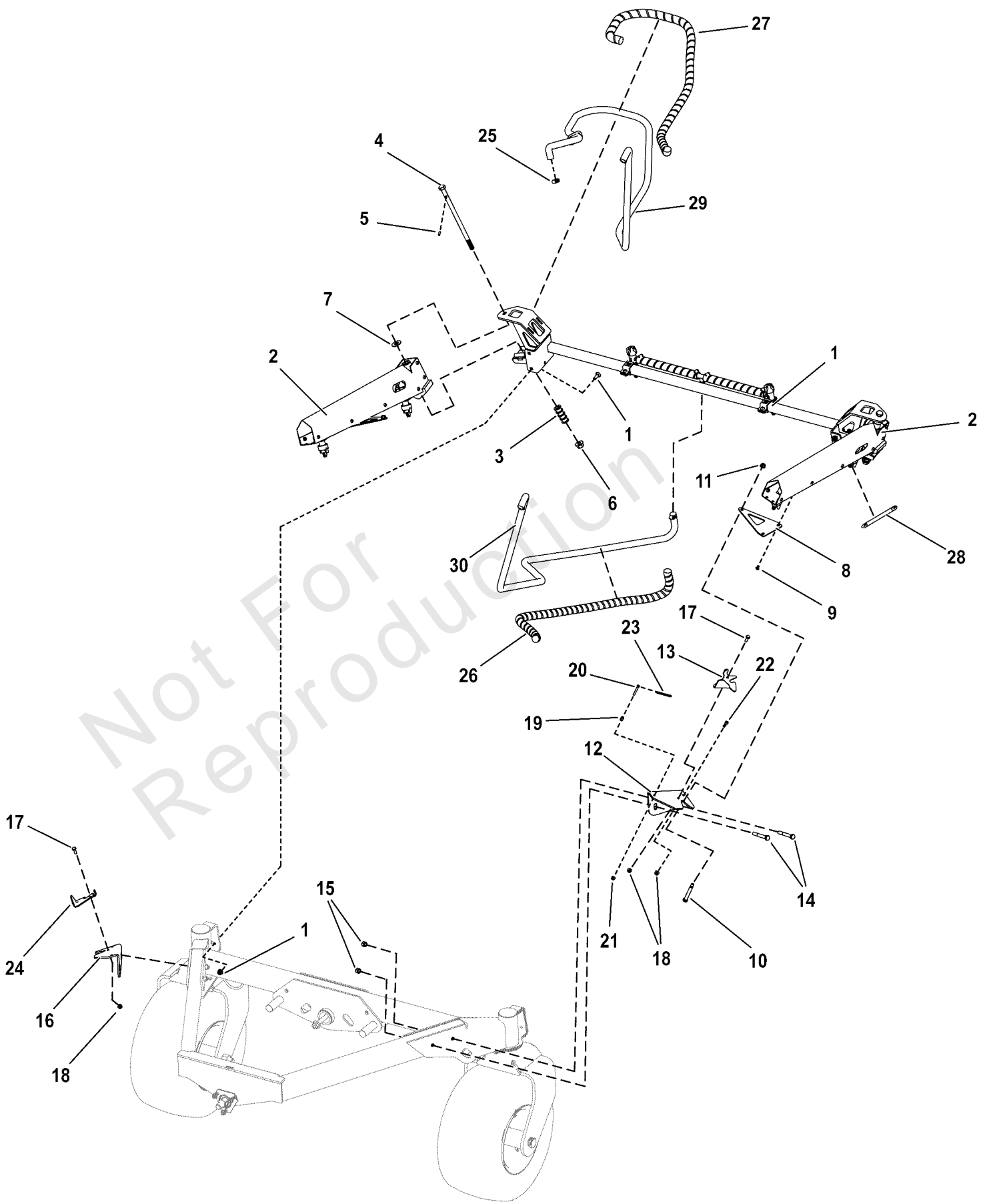
Pump and Valves Group Serial Number 051723001 and Above

REF NO	PART NO	QTY	DESCRIPTION
1	-----	1	Refer to: Tank Valve Assembly Group
2	5109928	1	MANIFOLD, TEEJET SPRAY SYSTEM
3	5108087	4	SCR-CAP, HSWH .250"-20 X .500" SS188
4	5107700	1	GAUGE, PRESSURE PANEL MOUNT 60 PSI
5	5108096	3	SCR-CAP, SBH #6-32 X .500" SS188
6	5108089	3	NUT-HEX, KEPS #6-32 SS188
7	5419843	1	BRACKET, MOUNT SPRAY PUMP
8	5601487	1	KIT, 9GPM SPRAY PUMP W/CONNECTOR
8-1	5422338	1	MOTOR, PUMP W/ CONNECTOR
8-2	5110039	1	PUMP, ROLLER HYPRO 4001X-4
8-3	5110041	1	KIT, REBUILD PUMP HYPRO 3430-0390
9	5108284	4	SCR-CAP, HSWH .313"-18 X .750" SS188
10	5107655	4	NUT-HEX-NYLK, FLG .250"-20 SS188
11	5106214	4	SCR-CAP, HEX .250"-20 X .750" SS188
12	5109309	1	FTG, T 1/2" FNPT BPP
13	5109308	1	FTG, CPLR 3/4" MNPT-1/2"MNPT X 1.75" BPP
14	5108462	1	FTG, STR 1/2" MNPT - 1/2" HB BPP
15	5108459	1	FTG, ELBW 90° 3/4" MNPT - 3/4" HB BPP
16	5420075	1	HOSE, CHEM .75" X 8.5"
17	5420076	1	HOSE, CHEM .75" X 9.5"
18	5420071	1	HOSE, CHEM .75" X 48"
19	5420073	1	HOSE, CHEM .50" X 27.5"
20	5108601	1	FTG, STR 1/2" MNPT - 3/8" PTC BPP
21	5108602	1	FTG, STR 1/4" FNPT - 3/8" PTC BPP
22	5420072	1	HOSE, CHEM .75" X 68"
23	5420074	1	HOSE, CHEM .50" X 46"
24	5420077	1	HOSE, CHEM .75" X 23"
25	5108877	10	CLAMP, HOSE, WORM GEAR, 11/16" TO 1-1/4"
26	5106683	4	CLAMP, MINIATURE WORM GEAR MAH6
27	5420367	1	WRAP, HOSE 1.25" ID X 30.0"
28	5419844	1	ARM, TORQUE ROLLER PUMP
29	5105900	1	GRIP, .188" X 1.00" ID X .150" THK CLSD CELL FOAM
30	5108598	1	BUSHING, SNAP 1" ID
31	5108319	2	PIN CONTACT, SIZE 12, SOLID DEUTSCH
32	5107784	1	RECEPTACLE, DTP, 2 PIN GREY
33	5107785	1	WEDGELOCK, WP-2P
34	5423388	1	HOSE, GAUGE .375" PTC X 22"

Spray Boom Group

Note: Unless noted otherwise, use the standard torque specifications

Mfg. No: LZ250800V



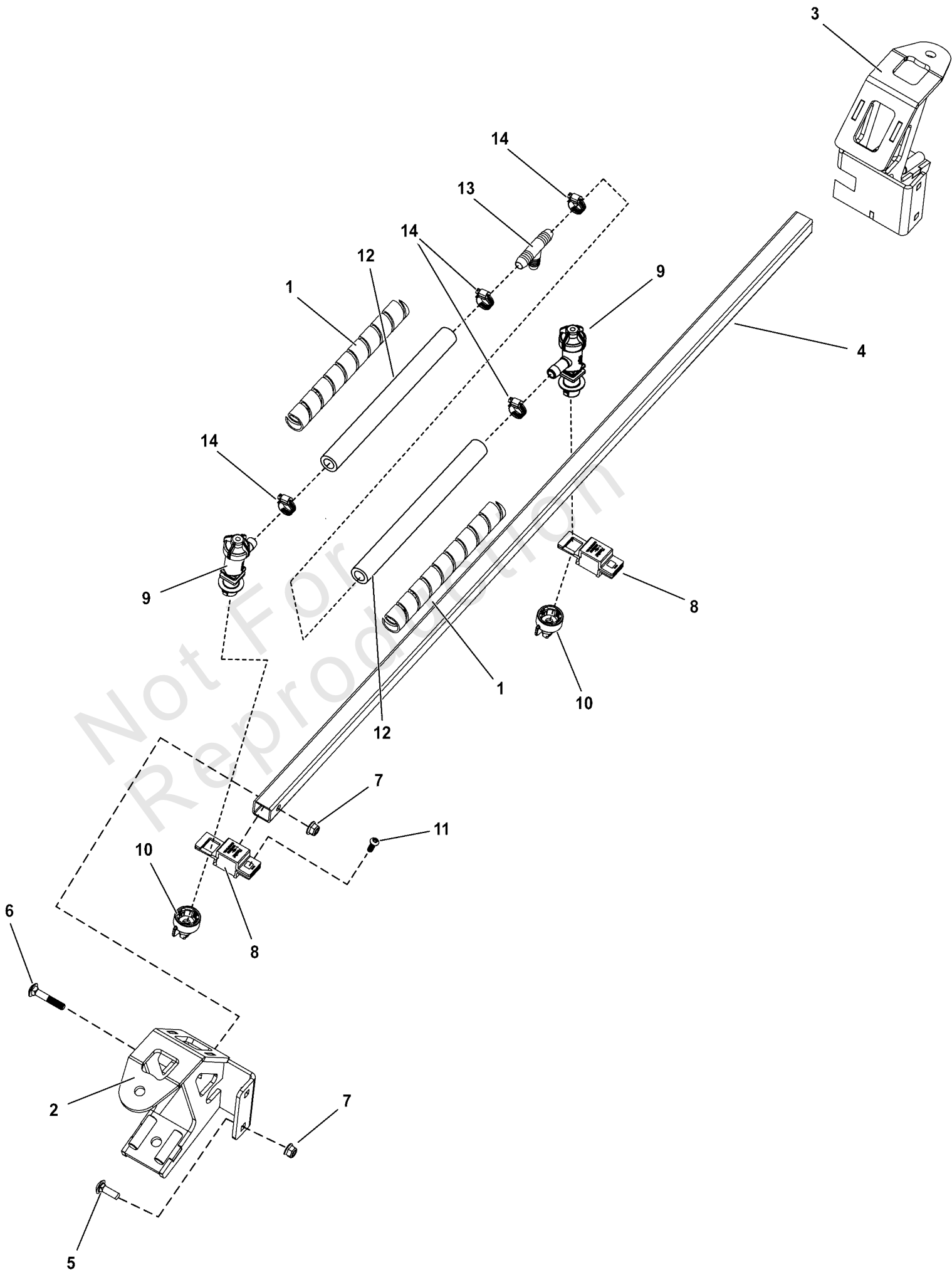
Spray Boom Group

REF NO	PART NO	QTY	DESCRIPTION
1	-----	1	Refer to: Spray Boom Group - Center Boom
2	-----	1	Refer to: Spray Boom Group - Outer Wing Boom
3	5108206	2	SPRG, ELA .500" X 2.26", 33#/IN
4	5108530	2	SCR-CAP, HEX .50"-13 X 9.50" SS188 SPC
5	5108532	2	PIN, ROLL 0.187" X 1.00" SS188
6	5107637	2	NUT-HEX-NYLK, FLG .500"-13 SS188
7	5108203	2	WSHR-SS, FLT .535"X1.250"X.065" FEN 188
8	5420231	2	BRKT, BOOM PIN, FLAT
9	5108320	4	SCR-CAP, SBH .250"-20 X .375" SS188
10	5108686	2	BLT-SLDR,SH.375"X2.00",.313"-18X.50SS188
11	5107653	2	NUT-HEX-NYLK, FLG .3125"-18 SS188
12	5420180	1	BRACKET, MOUNT BOOM CATCH RH
13	5420181	1	BRACKET, BOOM CATCH RH
14	5109009	4	SCR-CAP, HEX .375"-16 X 2.750" SS188
15	5106006	4	NUT-HEX-NYLK, .375"-16 SS188
16	5420055	1	BRACKET, MOUNT BOOM CATCH LH
17	5106214	2	SCR-CAP, HEX .250"-20 X .750" SS188
18	5107655	4	NUT-HEX-NYLK, FLG .250"-20 SS188
19	5108805	2	STANDOFF, HEX .3125"X.500, 10-24 SS188
20	5108533	2	SCR-CAP, SH #10-24 X 1.500" PT SS188
21	5108133	2	NUT-HEX-NYLK, FLG .#10-24 SS188
22	5108687	2	SCR-CAP, SH .250"-20 X .625" SS188
23	5108676	2	SPRING,EXT 2.438" XØ.25"X1.74LBF/IN SS
24	5420056	1	BRACKET, BOOM CATCH LH
25	5106683	6	CLAMP, MINIATURE WORM GEAR MAH6
26	5420365	1	WRAP, HOSE .813" ID X 26.0"
27	5420366	2	WRAP, HOSE .813" ID X 41.0"
28	5108691	2	TRIM, U-CHANNEL .031" X .156" X 7.25" LONG
29	84008665	2	HOSE, Chemical
30	84008666	1	HOSE, Chemical

Spray Boom Group - Central Boom

Note: Unless noted otherwise, use the standard torque specifications

Mfg. No: LZ250800V



Spray Boom Group - Central Boom

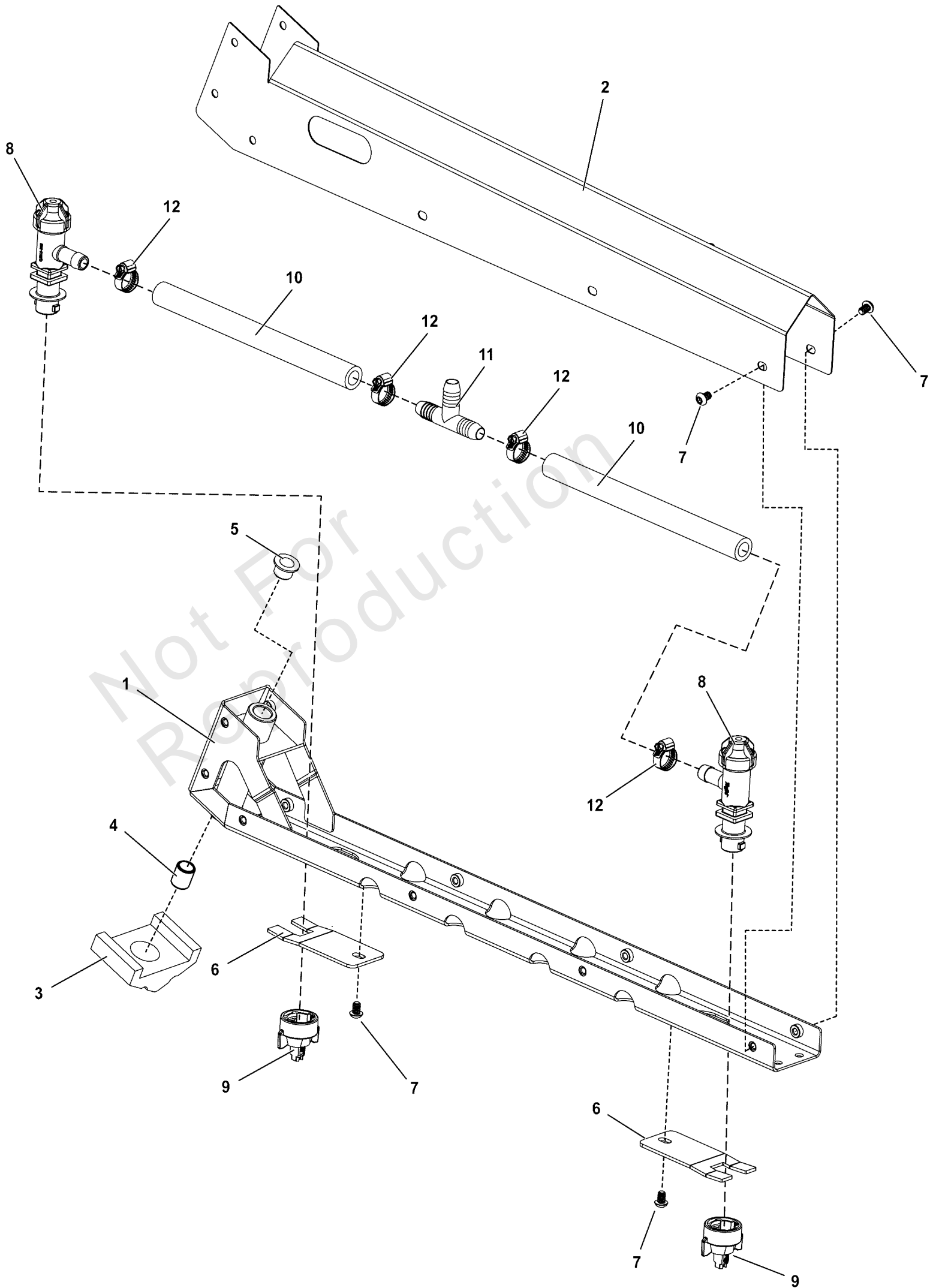
REF NO	PART NO	QTY	DESCRIPTION
1	5420368	2	WRAP, HOSE, .813" ID X 9.0"
2	5419894	1	WELD, LFT BOOM PIVOT
3	5419895	1	WELD, RT BOOM PIVOT
4	5418885	1	TUBE, SPRAY BOOM CENTER
5	5107645	4	BLT-RDHDSQNK, .3125"-18 X 1.000" SS188
6	5108478	2	BLT-RDHDSQNK, .3125"-18X1.750" SS188
7	5107653	6	NUT-HEX-NYLK, FLG .3125"-18 SS188
8	5108613	2	CLAMP, NOZZLE QJ111SQ-1-304SS
9	5108611	2	BODY, NOZZLE QJ300
10	84008663	2	TIP, Spray
11	5108207	2	SCR-CAP, SBH .250-20 X .750" SS188
12	84008662	2	HOSE, Chemical
13	5106713	1	FITTING, TEE, 1/2" MPT
14	5106683	4	CLAMP, MINIATURE WORM GEAR MAH6

Not For Reproduction

Spray Boom Group - Outer Boom Wing

Note: Unless noted otherwise, use the standard torque specifications

Mfg. No: LZ250800V



Spray Boom Group - Outer Boom Wing

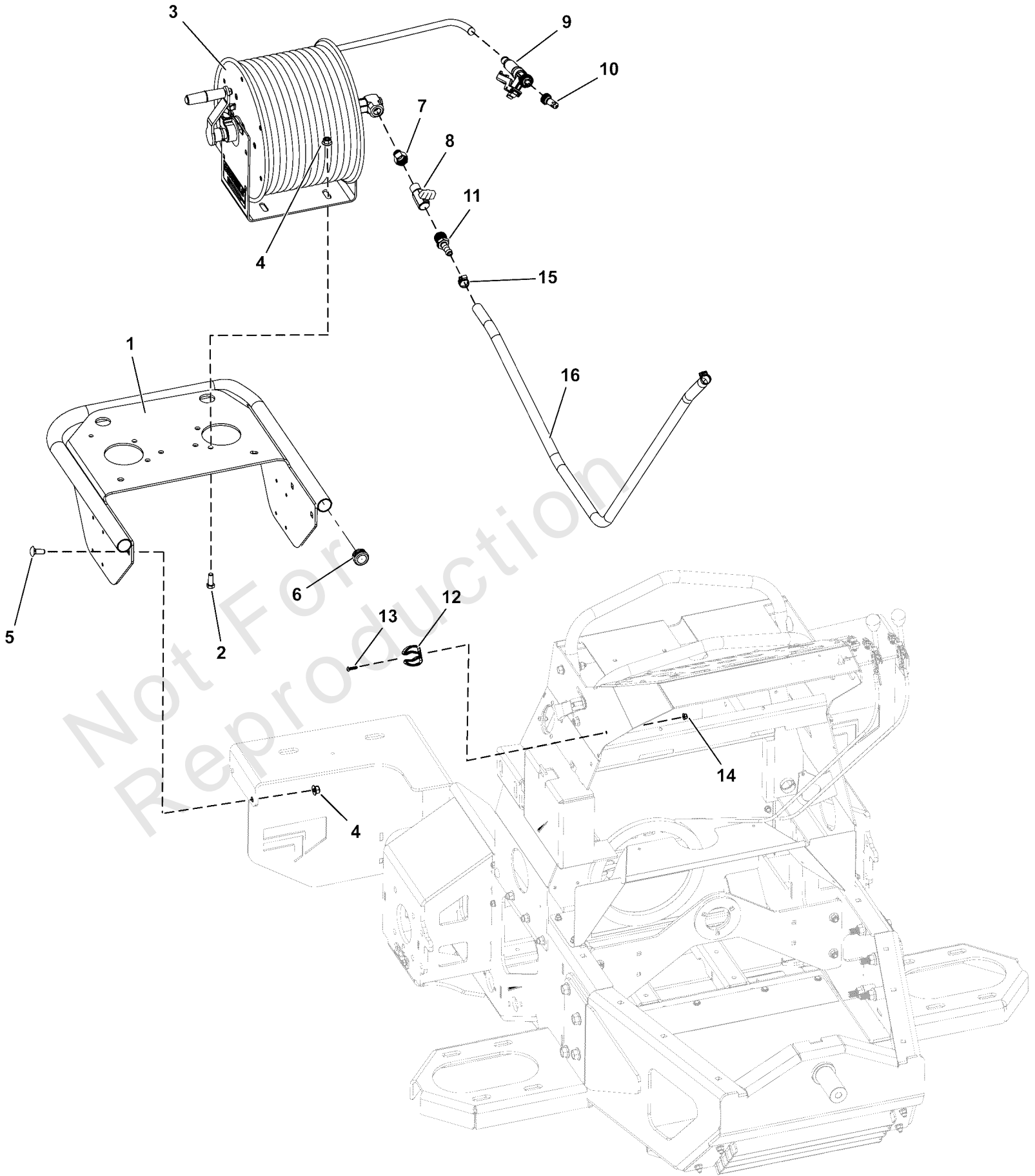
REF NO	PART NO	QTY	DESCRIPTION
1	5419850	1	WELD, SPRAY BOOM OUTER
2	5419846	1	BRACKET, SPRAY BOOM BODY
3	5108321	1	CAM, CENTERING SPRAY BOOM
4	5108821	1	
5	5108816	1	BSHG-FL, .500" X .625" X .500", .875"x .062" IR
6	5419849	2	RETAINER, SPRAY NOZZLE
7	5108320	14	SCR-CAP, SBH .250"-20 X .375" SS188
8	5108611	2	BODY, NOZZLE QJ300
9	84008663	2	TIP, Spray
10	84008662	2	HOSE, Chemical
11	5106713	1	FITTING, TEE, 1/2" MPT
12	5106683	4	CLAMP, MINIATURE WORM GEAR MAH6

Not For Reproduction

Spray Hose Reel Group

Note: Unless noted otherwise, use the standard torque specifications

Mfg. No: LZ250800V



Spray Hose Reel Group

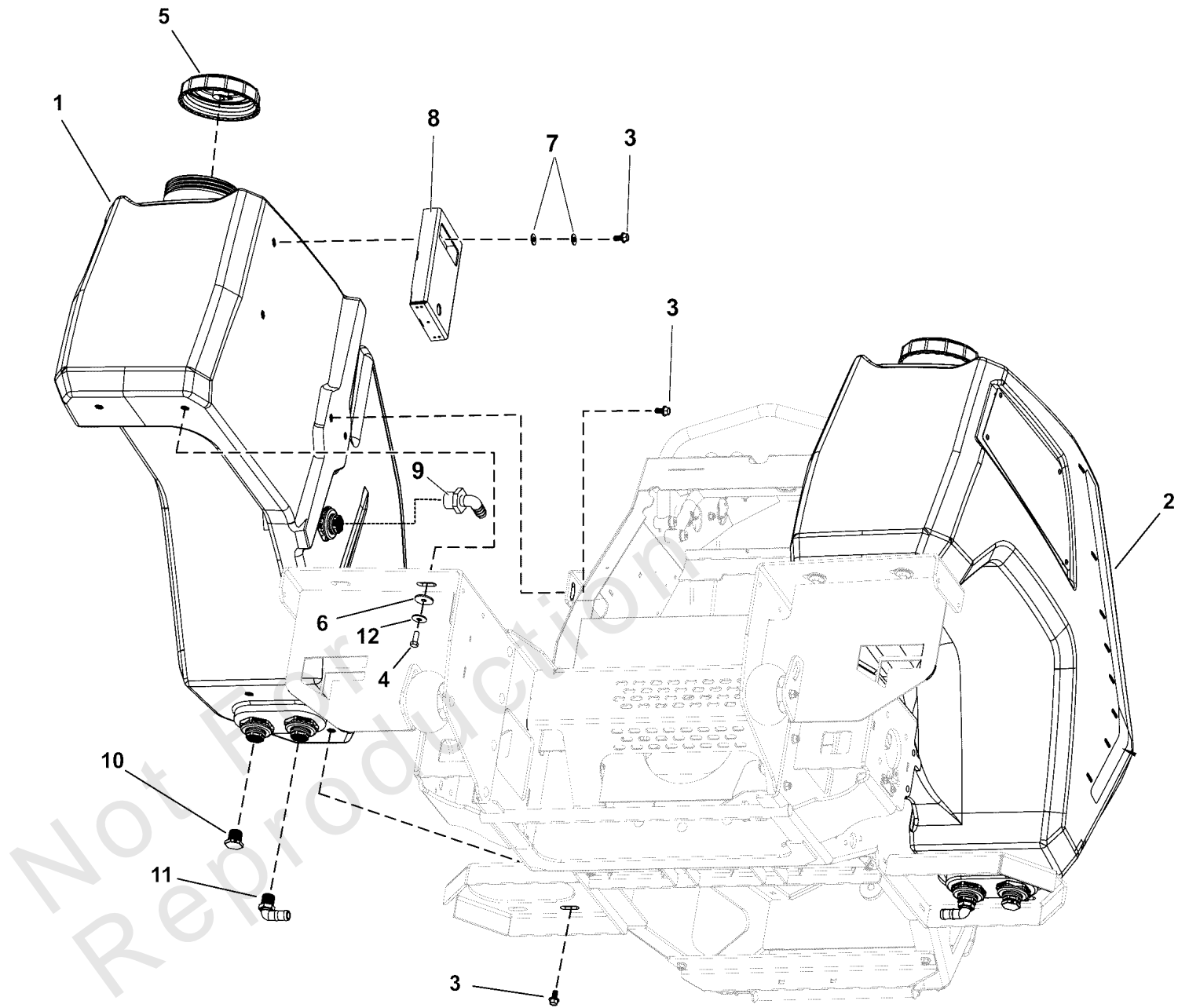
REF NO	PART NO	QTY	DESCRIPTION
1	5418146	1	WELD, ACCESSORY MOUNT
2	5025649	4	SCR-CAP, HEX .375"-16 X 1.000" SS188
3	5111045	1	REEL, SPRAY HOSE 75 FT., VITON
4	5107638	8	NUT-HEX-NYLK, FLG .375"-16 SS188
5	5107639	4	BLT-RDHDSQNK, .375"-16 X 1.000" SS188
6	5108817	2	PLUG TUBE INSERT 1.25" O.D.
7	5108630	1	FTG, STR 3/8" MNPT - 1/2" FNPT BRASS
8	5106003	1	VALVE, BALL, 1/2 MPT - 1/2 FPT
9	5105944	1	SPRAY GUN, 1/4 FPT
10	5106679	1	NOZZLE TIP, ADJUSTABLE SPRAY, STANDARD
11	5108462	1	FTG, STR 1/2" MNPT - 1/2" HB BPP
12	5108265	1	CLIP, .750" O.D. OIL DRAIN HOSE
13	5108503	1	SCR-CAP, SBH #10-24 X .750" SS188
14	5108133	1	NUT-HEX-NYLK, FLG .#10-24 SS188
15	5106683	2	CLAMP, MINIATURE WORM GEAR MAH6
16	84008666	1	HOSE, Chemical

Not For Reproduction

Spray Tank Group

Note: Unless noted otherwise, use the standard torque specifications

Mfg. No: LZ250800V



Spray Tank Group

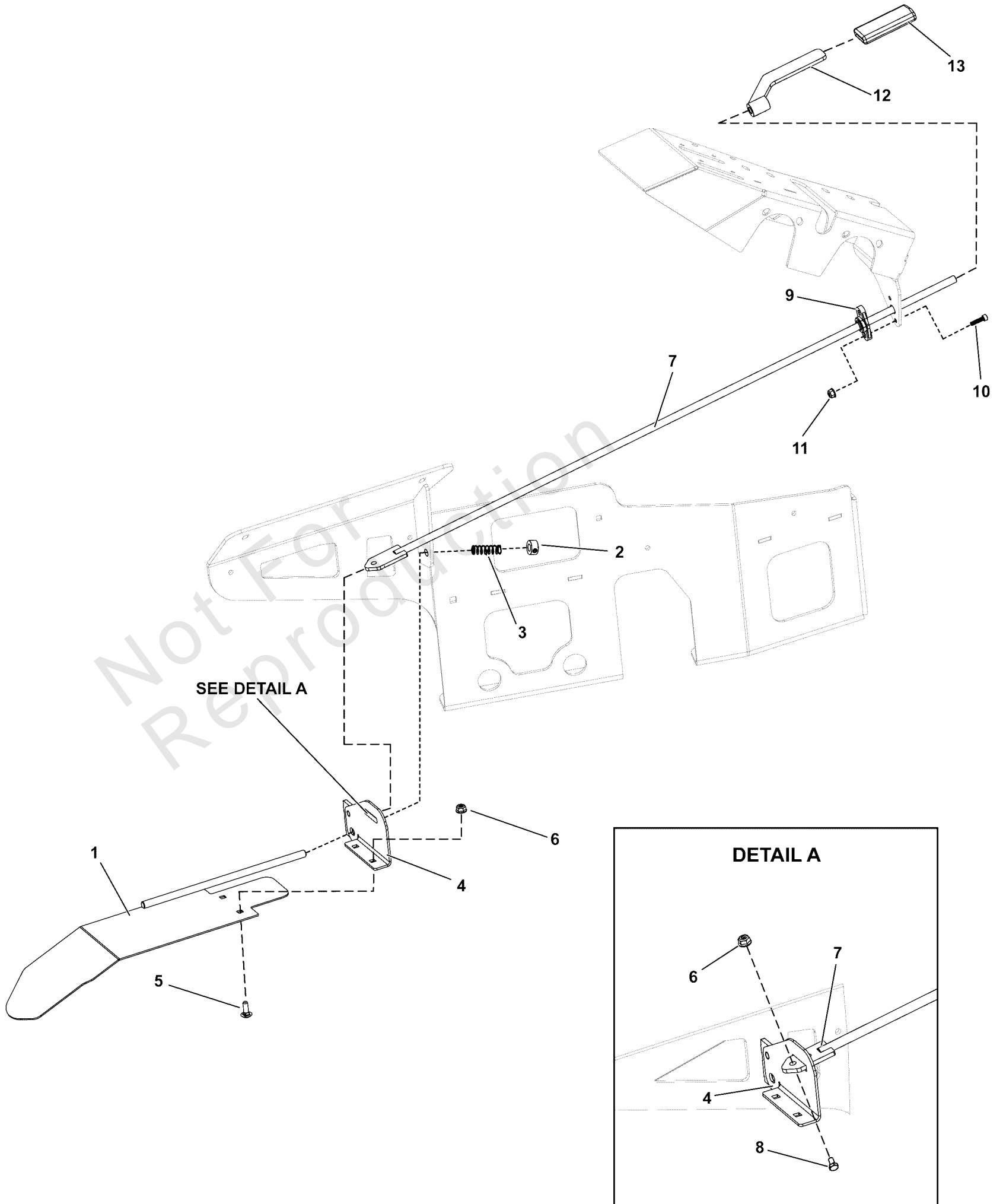
REF NO	PART NO	QTY	DESCRIPTION
1	5109659	1	TANK, LIQUID STYLED 40 GAL LH VER. 2
2	5109658	1	TANK, LIQUID STYLED 40 GAL RH VER. 2
3	5107703	14	SCR-CAP, HSWH .375"-16 X .750" SS188
4	5025649	4	SCR-CAP, HEX .375"-16 X 1.000" SS188
5	5105985	2	LID, TANK, SPRAY (G0134)
6	5108608	4	WSHR-SS, FLT .405"X1.500"X.120" SS188
7	5107649	4	WSHR-SS, FLT .375"X.875"X.083" USS
8	5419833	1	WELD, FLAG HOLDER
9	5106667	2	FITTING, 3/4 MPT - 1/2 BARB, 90 ELBOW
10	5108275	2	FTG, CAP 3/4" MNPT PP
11	5108459	2	FTG, ELBW 90° 3/4" MNPT - 3/4" HB BPP
12	5107704	4	WSHR-SS, BLV .386"X1.063"X.083" 17-7PH

Not For Reproduction

Spreader Shield Group

Note: Unless noted otherwise, use the standard torque specifications

Mfg. No: LZ250800V



Spreader Shield Group

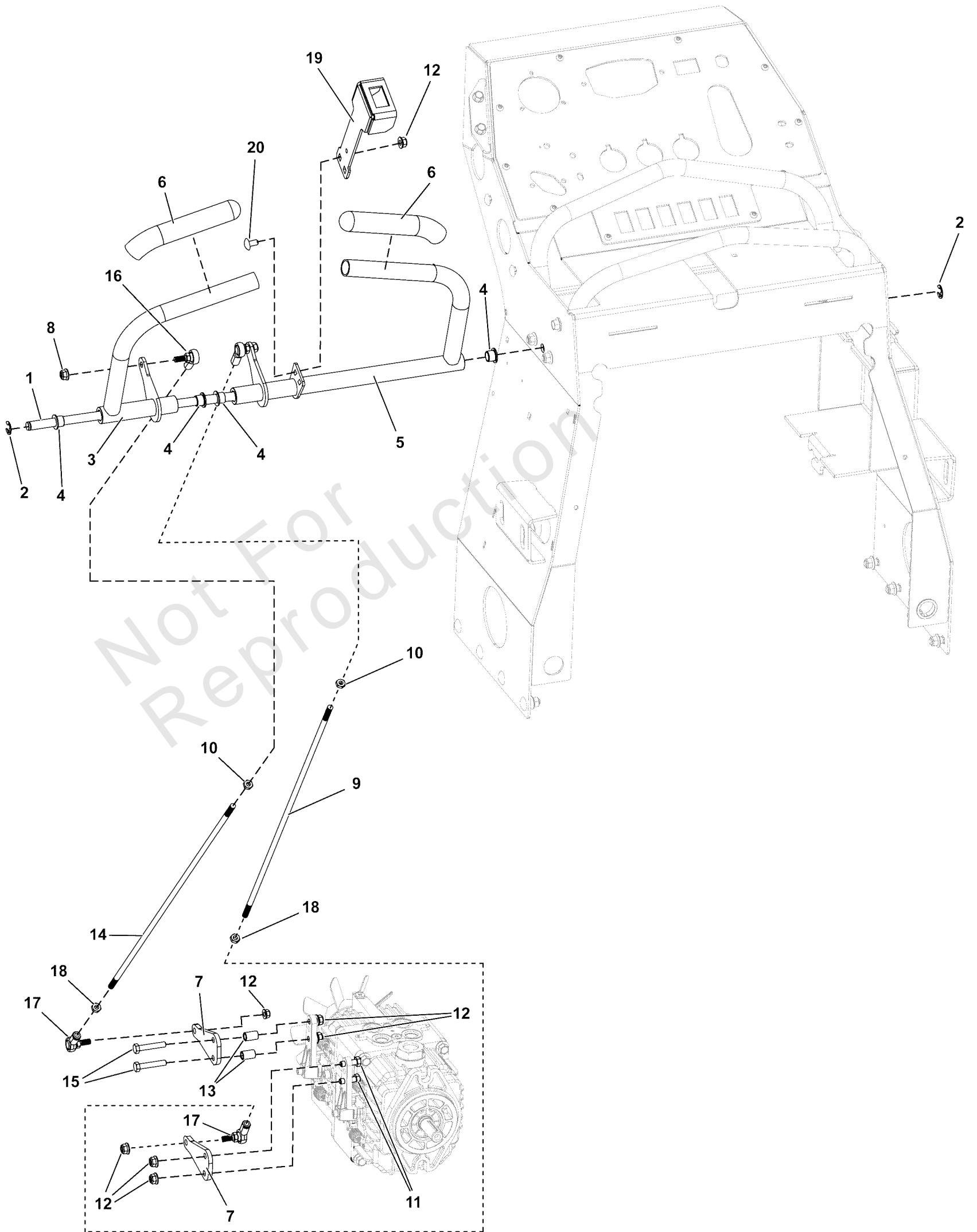
REF NO	PART NO	QTY	DESCRIPTION
1	5420016	1	WELD, DIVERTER SHIELD VOYAGER
2	5106023	1	COLLAR, SHAFT .375ID X .750OD X .375WD
3	5106027	1	SPRING, COMPRESSION .480" OD X 1.500 LONG SS
4	5420014	1	BRACKET, ACTUATE DEFLECTOR
5	5108774	2	BLT-RDHDSQNK .250"-20 X .750" SS188
6	5107655	4	NUT-HEX-NYLK, FLG .250"-20 SS188
7	5420026	1	WELD, TRIM SHIELD DRIVE
8	5105893	2	SCR-CAP, HEX .250"-20 X .500" SS188
9	5107702	1	BEARING, FLANGE IGUS EFOI-6
10	5107644	2	SCR-CAP, SH #10-24 X .750" SS188
11	5108133	2	NUT-HEX-NYLK, FLG .#10-24 SS188
12	5420027	1	WELD, LEVER TRIM SHIELD
13	5105900	1	GRIP, .188" X 1.00" ID X .150" THK CLSD CELL FOAM

Not For Reproduction

Steering Group

Note: Unless noted otherwise, use the standard torque specifications

Mfg. No: LZ250800V



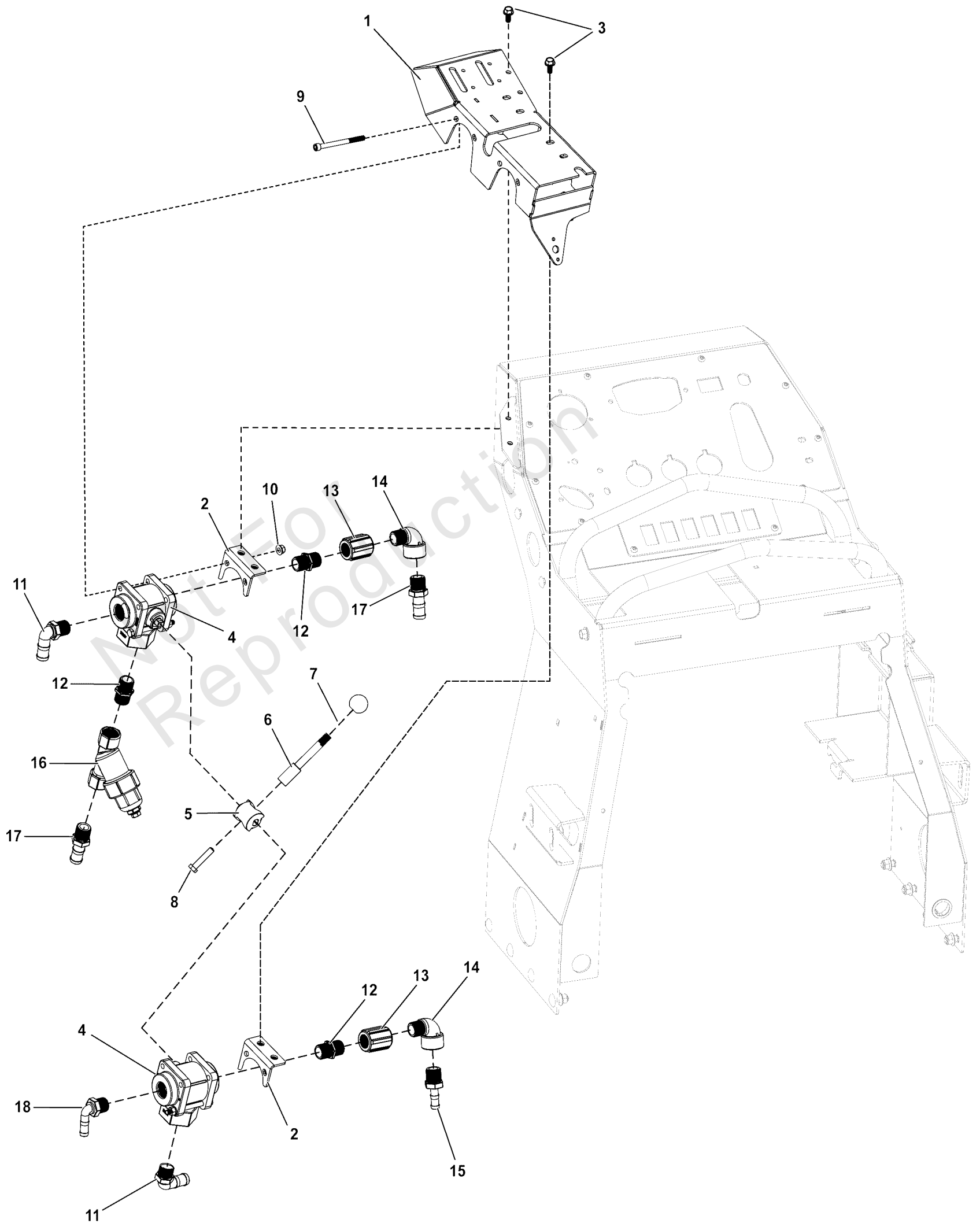
Steering Group

REF NO	PART NO	QTY	DESCRIPTION
1	5418918	1	SHAFT, STEERING LEVERS
2	5106691	2	E-RING, 0.500" SHAFT YZ
3	5418900	1	WELD, STEERING CONTROL LH
4	5108816	4	BSHG-FL, .500" X .625" X .500", .875"x .062" IR
5	5418903	1	WELD, STEERING CONTROL RH
6	5106278	2	GRIP, MOTION CONTROL
7	5420225	2	ARM, RTN PARKER SYM
8	5108500	4	NUT-HEX-NYLK, FLG .3125"-24 ZP
9	5107618	1	ROD, STEERING RH
10	5106688	2	NUT-HEX, JAM .3125"-24 SS188
11	5106576	2	SCR-CAP, HEX .3125"-18 X 1.000" SS188
12	5107673	2	NUT-HEX, JAM .3125"-24 LH SS188
13	5107671	2	SPCR-SS, 303 .343" X .500" X .779"
14	5107672	1	ROD, STEERING LH PARKER
15	5106293	2	SCR-CAP, HEX .3125"-18 X 1.750" SS188
16	5104833	2	BALL JOINT, 5/16-24 RH FEMALE W/STUD, BR
17	5104495	2	BALL JOINT, 5/16-24 LH FEMALE W/STUD, BR
18	5107653	6	NUT-HEX-NYLK, FLG .3125"-18 SS188
19	5420651	1	WELD, ROCKER SWITCH MOUNT BRACKET
20	5107688	2	BLT-RDHDSQNK, .3125"-18 X .750" SS188

Tank Valve Assembly Group

Note: Unless noted otherwise, use the standard torque specifications

Mfg. No: LZ250800V



Tank Valve Assembly Group

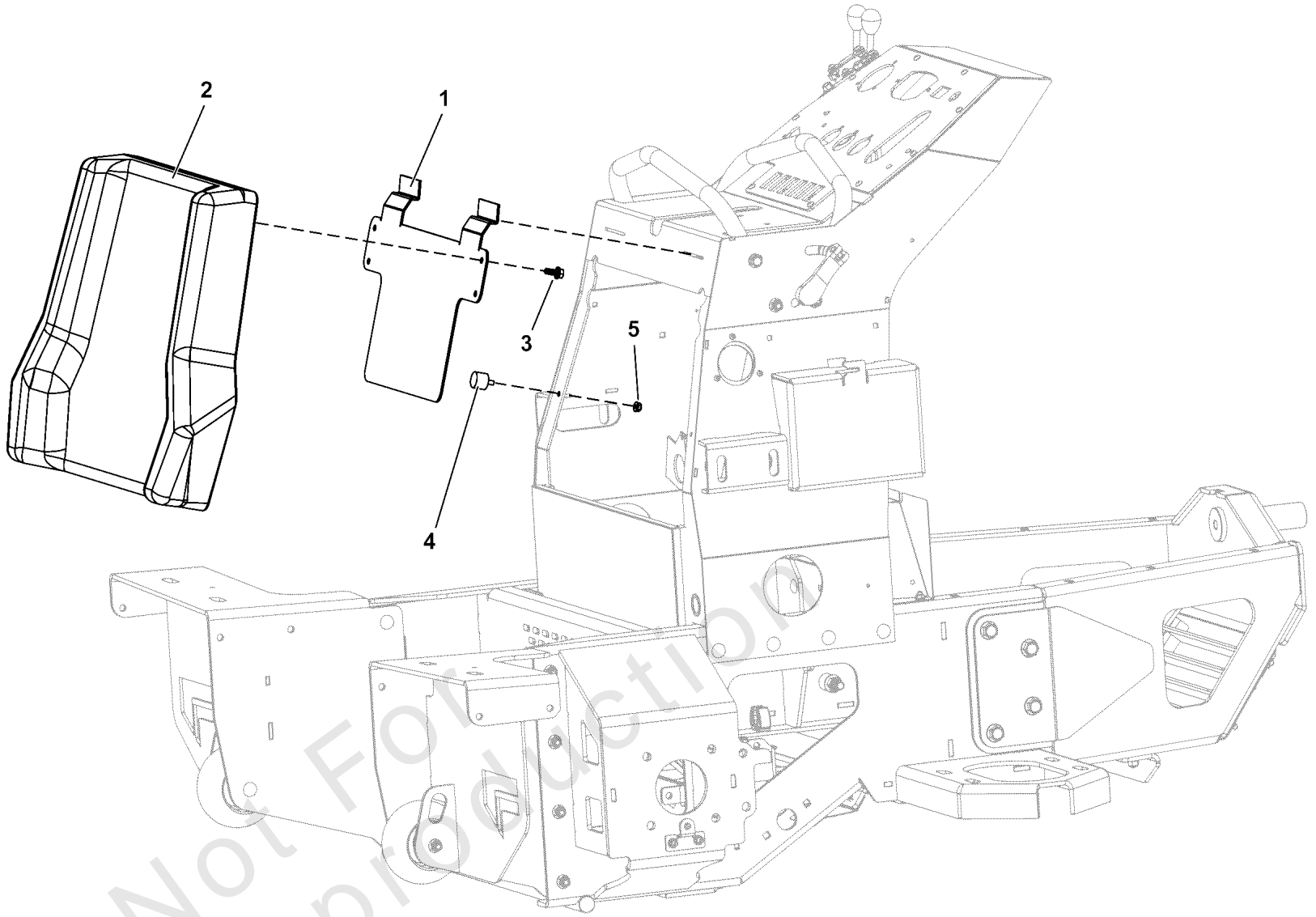
REF NO	PART NO	QTY	DESCRIPTION
1	5419868	1	WELD, LH CONSOLE BOLTON
2	5419864	2	BRKT, 3 WAY VALVE MOUNT
3	5108284	4	SCR-CAP, HSWH .313"-18 X .750" SS188
4	5108315	2	VALVE, BALL 3/4"FPT 3-WAY 1" PORT V075SL
5	5108116	1	COUPLER, 0.50" ID DOUBLE-D BANJO VALVE
6	5108326	1	LEVER, TANK CHANGEOVER
7	5021733	1	KNOB, PLASTIC, 1/2-13
8	5106518	1	SCR-CAP, HEX .375"-16 X 1.7500" SS188
9	5108465	4	SCR-CAP, HEX .3125"-18X3.750" SS188
10	5107653	4	NUT-HEX-NYLK, FLG .3125"-18 SS188
11	5108459	2	FTG, ELBW 90° 3/4" MNPT - 3/4" HB BPP
12	5108456	3	FTG, CPLR 3/4" MNPT-3/4"MNPT X 1.75" BPP
13	5108159	2	FTG, CPLR 3/4" FNPT-3/4" FNPT X 2" BPP
14	5108455	2	FTG, ELBW 90° 3/4"MNPT - 3/4" FNPT BPP
15	5108467	1	FTG, STR 3/4" MNPT - 1/2" HB BPP
16	5108632	1	STRAINER, Y 3/4" FNPT X 3/4" FNPT
17	5108461	2	FTG, STR 3/4" MNPT - 3/4"HB BPP
18	5108460	1	FTG, ELBW 90° 3/4" MNPT - 1/2" HB BPP

Not For Redistribution

Thigh Pad

Note: Unless noted otherwise, use the standard torque specifications

Mfg. No: LZ250800V



Not For
Reproduction

Thigh Pad

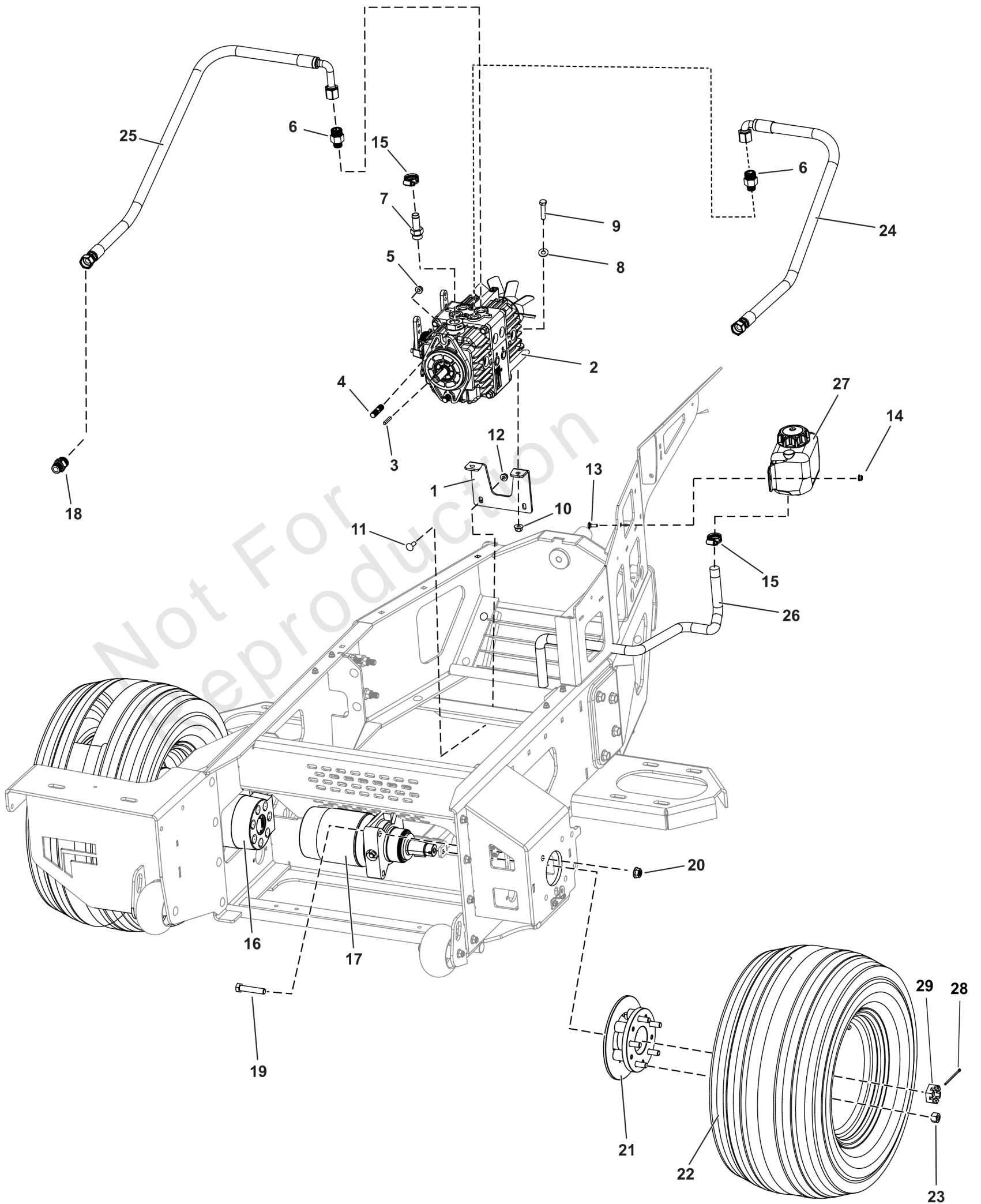
REF NO	PART NO	QTY	DESCRIPTION
1	5418917	1	BRKT, THIGH PAD REMOVEABLE
2	5109589	1	KNEE PAD, STAND ON
3	5108284	4	SCR-CAP, HSWH .313"-18 X .750" SS188
4	5022673	2	BUMPER, RUBBER, 1/4-20
5	5107655	2	NUT-HEX-NYLK, FLG .250"-20 SS188

Not For Reproduction

Transmission Group

Note: Unless noted otherwise, use the standard torque specifications

Mfg. No: LZ250800V



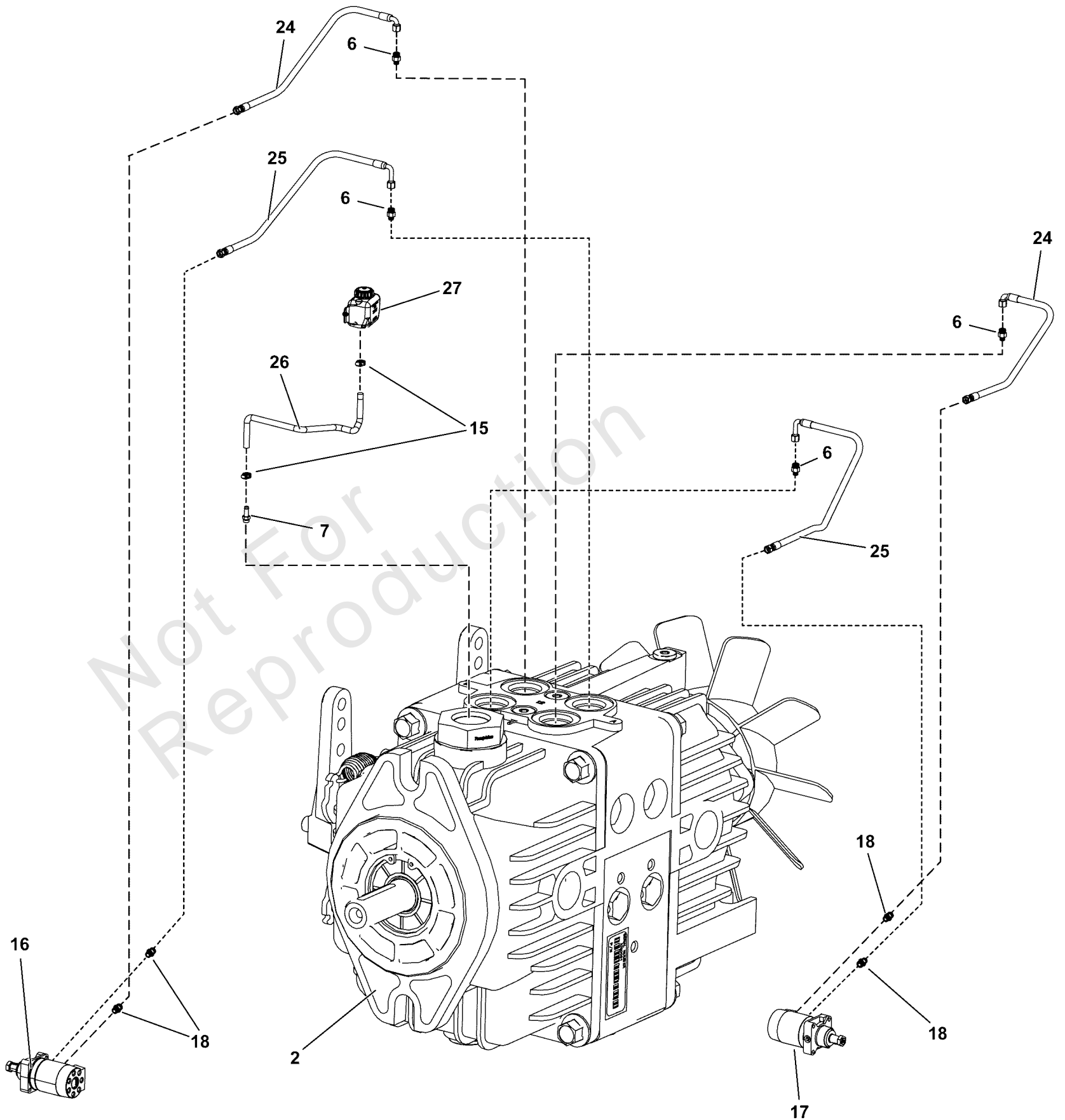
Transmission Group

REF NO	PART NO	QTY	DESCRIPTION
1	5420324	1	BRACKET, PARKER HP2 PUMP
2	5107628	1	PUMP, TANDEM PARKER HP2
3	5108837	1	KEY 3/16" SQ X 1 1/4"
4	5107695	2	STUD, SETUP .500"-13 X .750", 1.875" OAL
5	5107637	2	NUT-HEX-NYLK, FLG .500"-13 SS188
6	5108202	4	ADP-HYD, STR 8 MORB - 10 MORFS
7	5108323	1	FTG-HYD, STR 10 HB X 10 MORB
8	5107661	2	WSHR-SS, FLT .438"X 1.000"X.083" USS
9	5106518	2	SCR-CAP, HEX .375"-16 X 1.7500" SS188
10	5107638	2	NUT-HEX-NYLK, FLG .375"-16 SS188
11	5107645	2	BLT-RDHDSQNK, .3125"-18 X 1.000" SS188
12	5107653	2	NUT-HEX-NYLK, FLG .3125"-18 SS188
13	5108774	2	BLT-RDHDSQNK .250"-20 X .750" SS188
14	5107655	2	NUT-HEX-NYLK, FLG .250"-20 SS188
15	5108877	2	CLAMP, HOSE, WORM GEAR, 11/16" TO 1-1/4"
16	5107623	1	TG0475UB081AAAC LH WHEEL MOTOR
17	5107622	1	TG0475UB080AAVH RH WHEEL MOTOR
18	5108267	4	ADP-HYD, STR 10 MORB - 10 MORFS
19	5108353	8	SCR-CAP, HEX .500"-13 X 2.500" G8 YZ
20	5025396	8	NUT, Hex Flange, Nylock, 1/2-13
21	5418910	2	ASM, WHEEL HUB
22	5108505	2	WHEEL/TIRE 24X12-12 GRASSMASTER
23	5105964	10	NUT-LUG, .500"-20 ZP
24	5108316	2	HOSE, HYDRAULIC ASSY 33.5 SHORT 90
25	5108317	2	HOSE, HYDRAULIC ASSY 35.0 LONG 90
26	5420070	1	HOSE, HYD EXPANSION .625" X 26.5"
27	5108463	1	TANK, EXP. 1 QUART W/ 5/8" STR FITTING
28	5025721	2	PIN, COTTER .125 X 2.50 CZ
29	5025722	2	NUT, CASTLE 1-20 UNEF, WHEEL MOTOR CZ

Transmission Group - Hoses and Fittings

Note: Unless noted otherwise, use the standard torque specifications

Mfg. No: LZ250800V



NOTE: THIS IMAGE IS NOT TO SCALE. THE TANDEM PUMP, 5107628 (ITEM 2), HAS BEEN ENLARGED TO DISPLAY CORRECT HOSE ROUTINGS.

Transmission Group - Hoses and Fittings

REF NO	PART NO	QTY	DESCRIPTION
2	5107628	1	PUMP, TANDEM PARKER HP2
6	5108202	4	ADP-HYD, STR 8 MORB - 10 MORFS
7	5108323	1	FTG-HYD, STR 10 HB X 10 MORB
15	5108877	2	CLAMP, HOSE, WORM GEAR, 11/16" TO 1-1/4"
16	5107623	1	TG0475UB081AAAC LH WHEEL MOTOR
17	5107622	1	TG0475UB080AAVH RH WHEEL MOTOR
18	5108267	4	ADP-HYD, STR 10 MORB - 10 MORFS
24	5108316	2	HOSE, HYDRAULIC ASSY 33.5 SHORT 90
25	5108317	2	HOSE, HYDRAULIC ASSY 35.0 LONG 90
26	5420070	1	HOSE, HYD EXPANSION .625" X 26.5"
27	5108463	1	TANK, EXP. 1 QUART W/ 5/8" STR FITTING

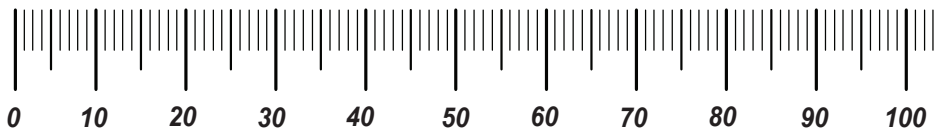
Not For Reproduction

Hardware Identification & Torque Specifications

Torque Specification Chart								
FOR STANDARD METRIC MACHINE HARDWARE (Tolerance ± 20%)								
Property Class	5.6		8.8		10.9		12.9	
	Class 5.6		Class 8.8		Class 10.9		Class 12.9	
Size Of Hardware	in/lbs	Nm.	in/lbs	Nm.	in/lbs	Nm.	in/lbs	Nm.
	ft/lbs		ft/lbs		ft/lbs		ft/lbs	
M3	5.88	.56	13.44	1.28	19.2	1.80	22.92	2.15
M4	13.44	1.28	30.72	2.90	43.44	4.10	52.56	4.95
M5	26.4	2.50	60.96	5.75	5.97	8.10	7.15	9.7
M6	44.64	4.3	7.3	9.9	10.3	14	12.1	16.5
M7	5.2	7.1	12.1	16.5	16.9	23	19.9	27
M8	7.7	10.5	17.7	24	25	34	29	40
M10	15	21	35	48	50	67	59	81
M12	26	36	61	83	86.2	117	103	140
M14	42	58	101	132	136	185	162	220
M16	64	88	147	200	210	285	250	340
M18	89	121	202	275	287	390	346	470
M20	126	171	290	390	405	550	486	660
M22	169	230	390	530	559	745	656	890
M24	217	295	497	375	708	960	840	1140
M27	320	435	733	995	1032	1400	1239	1680
M30	435	590	995	1350	1401	1900	1681	2280
M33	590	800	1349	1830	1902	2580	2278	3090
M36	759	1030	1740	2360	2441	3310	2935	3980
M39	988	1340	2249	3050	3163	4290	3798	5150

Torque Specification Chart						
FOR STANDARD MACHINE HARDWARE (Tolerance ± 20%)						
Hardware Grade	No Marks		SAE Grade 5		SAE Grade 8	
	SAE Grade 2		SAE Grade 5		SAE Grade 8	
Size Of Hardware	in/lbs	Nm.	in/lbs	Nm.	in/lbs	Nm.
	ft/lbs		ft/lbs		ft/lbs	
8-32	19	2.1	30	3.4	41	4.6
8-36	20	2.3	31	3.5	43	4.9
10-24	27	3.1	43	4.9	60	6.8
10-32	31	3.5	49	5.5	68	7.7
1/4-20	66	7.6	8	10.9	12	16.3
1/4-28	76	8.6	10	13.6	14	19.0
5/16-18	11	15.0	17	23.1	25	34.0
5/16-24	12	16.3	19	25.8	29	34.0
3/8-16	20	27.2	30	40.8	45	61.2
3/8-24	23	31.3	35	47.6	50	68.0
7/16-14	30	40.8	50	68.0	70	95.2
7/16-20	35	47.6	55	74.8	80	108.8
1/2-13	50	68.0	75	102.0	110	149.6
1/2-20	55	74.8	90	122.4	120	163.2
9/16-12	65	88.4	110	149.6	150	204.0
9/16-18	75	102.0	120	163.2	170	231.2
5/8-11	90	122.4	150	204.0	220	299.2
5/8-18	100	136	180	244.8	240	326.4
3/4-10	160	217.6	260	353.6	386	525.0
3/4-16	180	244.8	300	408.0	420	571.2
7/8-9	140	190.4	400	544.0	600	816.0
7/8-14	155	210.8	440	598.4	660	897.6
1-8	220	299.2	580	788.8	900	1,244.0
1-12	240	326.4	640	870.4	1,000	1,360.0

The guides and ruler furnished below are designed to help you select the appropriate hardware.

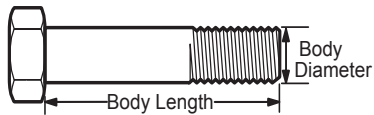


Nut, M8

Thread Diameter (mm)

Inside Diameter (in) Threads per inch

Nut, 1/2-16

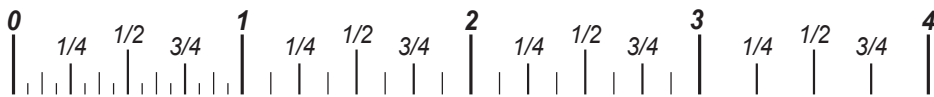


Screw, M8- 1.25 x 25

Thread Diameter (mm) Distance between threads (mm) Body Length (mm)

Body Diameter Threads per inch Body Length (in)

Screw, 1/2- 16 x 2



Standard Hardware Sizing

When a washer or nut is identified as 1/2" (M8), this is the *Nominal size*, meaning the *inside diameter* is 1/2 inch (8mm metric thread diameter); if a second number is present it represents the *threads per inch* (distance between threads).

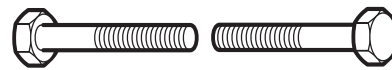
When bolt or capscrew is identified as 1/2 - 16 x 2" (M8 - 1.25 x 50), this means the *Nominal size*, or body diameter is 1/2 inch (8mm metric thread diameter), the second number, 16, represents the *threads per inch*, (*distance between threads*). The final number is the body length of the bolt or screw, 2 inches (50mm).

NOTES

- These torque values are to be used for all hardware excluding: locknuts, self-tapping screws, thread forming screws, sheet metal screws and socket head setscrews.
- Recommended seating torque values for locknuts:
 - for prevailing torque locknuts - use 65% of grade 5 torques.
 - for flange whizlock nuts and screws - use 135% of grade 5 torques.
- Unless otherwise noted on assembly drawings, all torque values must meet this specification.

Common Hardware Types

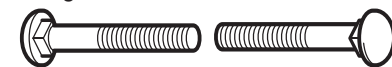
Hex Head Capscrew



Washer



Carriage Bolt



Hex Nut

Wrench & Fastener Size Guide

1/4" Bolt or Nut Wrench—7/16"	5/16" Bolt or Nut Wrench—1/2"	3/8" Bolt or Nut Wrench—9/16"	7/16" Bolt or Nut Wrench (Bolt)—5/8" Wrench (Nut)—11/16"	1/2" Bolt or Nut Wrench—3/4"
M6 Bolt or Nut Wrench—10mm	M8 Bolt or Nut Wrench—13mm	M10 Bolt or Nut Wrench—17mm	M12 Bolt or Nut Wrench—19mm	M14 Bolt or Nut Wrench—22mm

