



PRODUCT CATALOG

 **permaloc**[®]
SUSTAINABLE EDGING SOLUTIONS



ABOUT PERMALOC

Permaloc Corporation is the world's leading manufacturer of premier, high-performance aluminum landscape edging and restraint systems. For over 35 years, Permaloc has remained at the forefront of the industry by providing unmatched quality, breakthrough products and world-class customer service.

At Permaloc, we understand that products should be application and solution driven. Permaloc utilizes its deep-rooted knowledge of the landscaping industry, mixes it with solid manufacturing principles, and

creates products that are unique and on the leading edge of the industry.

Permaloc systems are unequaled in our industry and have proven to be the world's finest edging products for landscape, hardscape and green build.





CONTENTS

APPLICATIONS

4 LANDSCAPE BED

5 MAINTENANCE STRIP

6 AGGREGATE WALKWAY

7 BRICK PAVER

8 PERMEABLE PAVEMENT

9 ASPHALT SURFACE

10 SPORTS SURFACE

11 GREEN ROOF

PRODUCTS

12 CLEANLINE

14 CLEANLINE XL

16 PROLINE

18 PROSLIDE

20 PROSLIDE LT

22 PERMASTRIP

24 STRUCTUREDGE

26 BRICKBLOCK

28 ASPHALTEDGE

30 ATHLETEDGE

32 GEOEDGE

34 PRODUCT DETAILS



LANDSCAPE BED

Landscape beds are the most common use for landscape edging. Our edging can be used to separate turf from planting soil, mulch, stone, glass cullett, or any other bedding material.

Products

| | |
|--------------|----|
| CleanLine | 12 |
| CleanLine XL | 14 |
| ProLine | 16 |
| ProSlide | 18 |
| ProSlide LT | 20 |



MAINTENANCE STRIP

A maintenance strip runs parallel to a permanent structure to ease the burden of lawn maintenance for the area. In this application it is typical for a designer to desire a pin straight line, creating a clean architectural appearance.

Products

| | |
|--------------|----|
| PermaStrip | 22 |
| CleanLine XL | 14 |
| AsphaltEdge | 28 |

AGGREGATE WALKWAY

Aggregate walkways are typically a winding path filled with decomposed granite, pea gravel, or some other aggregate. They may or may not have a compacted sub-base.

Products

| | |
|--------------|----|
| PermaStrip | 22 |
| CleanLine XL | 14 |
| AsphaltEdge | 28 |
| StructurEdge | 24 |

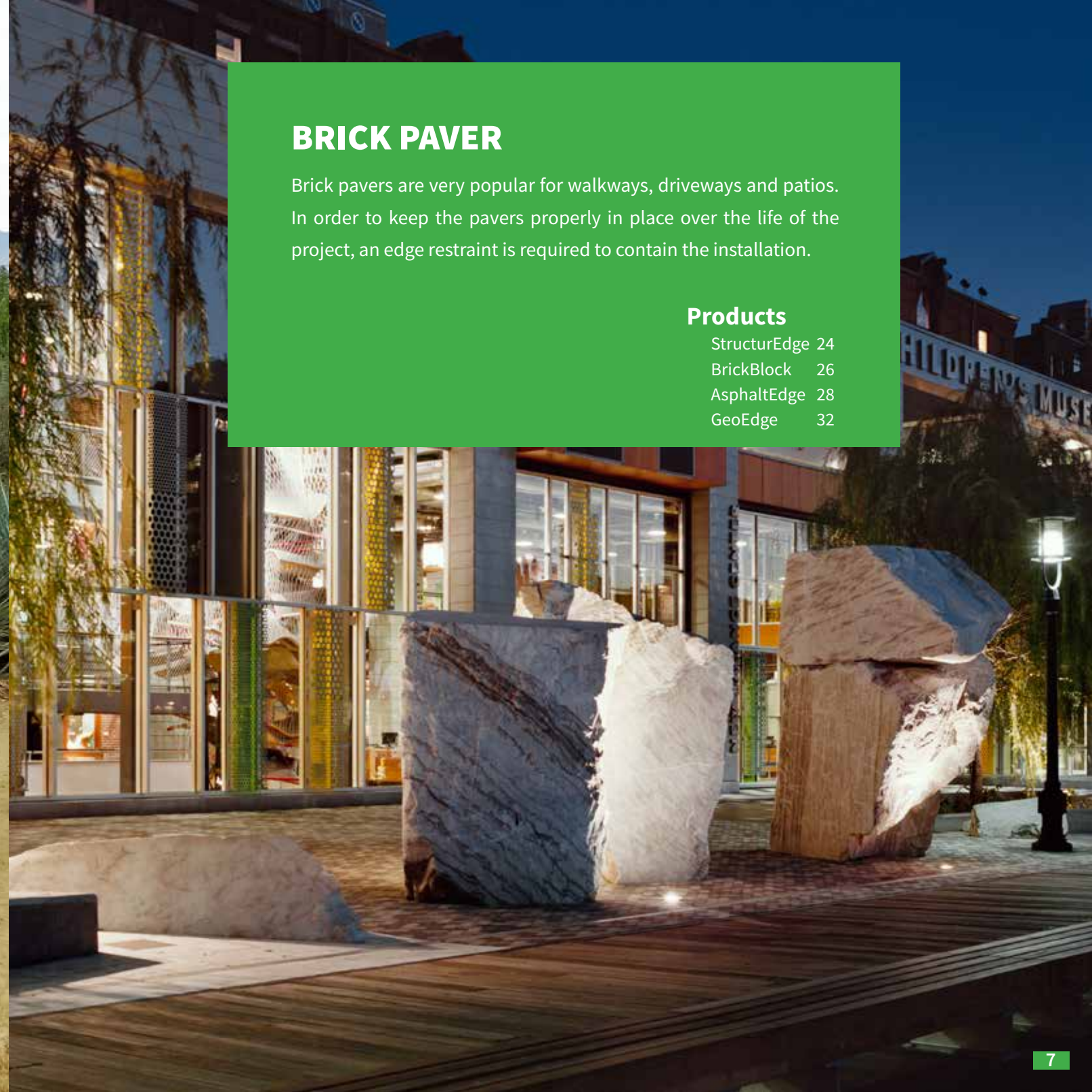


BRICK PAVER

Brick pavers are very popular for walkways, driveways and patios. In order to keep the pavers properly in place over the life of the project, an edge restraint is required to contain the installation.

Products

| | |
|--------------|----|
| StructurEdge | 24 |
| BrickBlock | 26 |
| AsphaltEdge | 28 |
| GeoEdge | 32 |



PERMEABLE PAVEMENT

Permeable pavement is designed to allow rainwater to drain downward between interlocking concrete pavers, minimizing excessive stormwater runoff. Runoff mitigation and freshwater management are a significant environmental focus.

Products

| | |
|-------------|----|
| BrickBlock | 26 |
| GeoEdge | 32 |
| AsphaltEdge | 28 |





ASPHALT SURFACE

For decades, rough edges have made asphalt a surface of last resort on projects. Broken edges and unsightly lawn and weed maintenance of adjacent grass detracted from aesthetics.

Permaloc AsphaltEdge allows a clean, maintainable look that has brought asphalt back in line with long-term design goals for exterior surfacing.

Products

AsphaltEdge 28



SPORTS SURFACE

Rough, unprotected edges on rubberized sports surfaces can lead to unsightliness and premature breakdown of the surface.

Permaloc AthletEdge allows a clean, maintainable edge for your sports surface. Weep holes also allow for water to exit the rubberized surface.

Products

AthletEdge 30



GREEN ROOF

A green roof replaces traditional roofing with a lightweight, living system of soil, compost, and vegetation planted over a waterproofing membrane.

Green roofs offer many benefits, including social, aesthetic, environmental, and economic benefits and can help buildings achieve certification under many different sustainable building programs.

Products

GeoEdge 32
CleanLine XL 14





CleanLine®

CleanLine is a complete series of commercial grade aluminum landscape edgings designed to function in professional landscapes. CleanLine is engineered to maximize design sustainability by withstanding the demands of professional lawn maintenance and high volume pedestrian traffic. Exceptional flexibility allows graceful curves and angles to be readily formed.

- CleanLine is engineered to allow for effortless installation and creates a beautiful, clean edge in any landscape.
- Designed with a unique stakeless connection system that snaps down to permanently interlock adjacent edging sections - eliminating horizontal separation or possible weak points.
- Includes heavy-duty 12" interlocking aluminum stakes that securely anchor it into the ground, providing long-term retention and ensuring that your designs will stand the test of time.



Mill
Finish



Black
DuraFlex



Green
DuraFlex



Bronze
DuraFlex



Black
Anodized

Details: Available in $\frac{1}{8}$ " x 3" (Thickness x Wall Height), $\frac{1}{8}$ " x 4", $\frac{1}{8}$ " x 5 $\frac{1}{2}$ ", $\frac{3}{16}$ " x 4", and $\frac{3}{16}$ " x 5 $\frac{1}{2}$ "

Material: 6063 Aluminum Alloy



CleanLine XL[®]

CleanLine XL is a series of extra deep, heavy-duty commercial grade aluminum landscape edgings, designed to function in applications with extreme demands. Engineered to maximize design sustainability and provide long-term durability, it is the preferred edging for areas with high volume pedestrian traffic, very large aggregates, or demanding conditions.

- Designed to be utilized in the landscape for deep separation, large aggregate retention, raised bed applications, green roofs, urban walkways or other applications which require extra durability or depth.
- The robust XLR Adapter allows for a secure, aesthetic connection of adjoining sections, as well as flexibility in staking options.
- Includes heavy-duty 18" interlocking aluminum stakes that securely anchor it into the ground, providing long-term retention and ensuring that designs stand the test of time.



Mill
Finish



Black
DuraFlex

Details: Available in $\frac{3}{16}$ " x 5" (Thickness x Wall Height), $\frac{3}{16}$ " x 6", $\frac{3}{16}$ " x 8", and $\frac{3}{16}$ " x 12"

Material: 6063 Aluminum Alloy









ProLine®

ProLine is a complete series of medium duty aluminum landscape edgings. ProLine is engineered to allow for effortless installation and creates a beautiful, clean edge in your landscape. Exceptional flexibility allows graceful curves and angles to be readily formed, allowing any landscape design to be achieved with accurate results.

- Engineered to maximize design sustainability and provide long-term durability by withstanding the demands of residential and light commercial landscapes.
- Designed with our stakeless connection system that snaps down to permanently interlock adjacent edging sections, eliminating horizontal separation or possible weak points.
- Includes heavy-duty 12" interlocking aluminum stakes that securely anchor it into the ground, providing long-term durability and easy installation.



Mill
Finish



Black
DuraFlex



Green
DuraFlex



Bronze
DuraFlex


Details: Available in 1/8" x 4" (Thickness x Wall Height)
Material: 6063 Aluminum Alloy



ProSlide®


ProSlide is a complete series of professional grade aluminum landscape edgings designed to function in professional landscapes. ProSlide sections telescope together utilizing channels along the top and bottom edges. This secure connection provides for a fast and simple installation process, ensuring long-term performance. The connection requires no stakes, allowing for uniform stake placement along the length of the edging section. ProSlide is made of a durable aluminum alloy, an ideal material for the landscape. Aluminum is lightweight, sustainable, and strong enough to meet the demands placed upon a professional landscape.

- Engineered to allow for effortless installation and creates a beautiful, clean edge in any landscape.
- Symmetrical telescoping connection system is versatile, easy to install and eliminates the need for stakes at the connection.
- Includes heavy-duty 12" interlocking aluminum stakes that securely anchor it into the ground, providing long-term retention.



Details: Available in $\frac{1}{8}$ " x 3" (Thickness x Wall Height), $\frac{1}{8}$ " x 4", $\frac{1}{8}$ " x 5 $\frac{1}{2}$ ", $\frac{3}{16}$ " x 4", and $\frac{3}{16}$ " x 5 $\frac{1}{2}$ "

Material: 6063 Aluminum Alloy





ProSlide LT[®]

ProSlide LT™ is an economy grade aluminum landscape edging engineered for residential landscapes. ProSlide LT is designed to outperform plastic landscape edgings, which require annual maintenance and are prone to damage. ProSlide LT is simple to install, forming graceful curves and angles with minimal effort. The sliding connection system telescopes the top edges together, connecting adjacent sections with ease. A narrow profile assures your landscape will look great for many years.

- ProSlide LT is engineered to allow for effortless installation and creates a beautiful, clean edge in any landscape.
- ProSlide LT's sliding connection system is versatile, easy to install and eliminates the need for stakes at the connection.
- Includes heavy-duty 12" interlocking aluminum stakes that securely anchor it into the ground, providing long-term retention and ensuring that your designs will stand the test of time.



Mill
Finish



Black
DuraFlex



Green
DuraFlex



Bronze
DuraFlex

Details: Available in 3/8" x 4" (Thickness x Wall Height)

Material: 6063 Aluminum Alloy



PermaStrip®

PermaStrip is a series of semi-rigid, L-shaped aluminum edgings for maintenance strips specifically designed to make straight runs and gentle curves bordering buildings, fences, and maintenance areas. PermaStrip is easy to install in perfectly straight applications or gentle curves, and is designed to maintain its integrity over the lifetime of the project.

- PermaStrip's unique "L" shape is engineered to allow the aggregate material to be installed over the top of the horizontal base, resulting in an integrated installation.
- PermaStrip solves the problems regular landscape edgings have forming straight lines by utilizing a rigid L-shaped profile, saving time and eliminating wavy, unsightly lines.
- PermaStrip uses a versatile, sliding connection system that provides quick alignment of sections during installation and eliminates any possibility of separation.



Mill
Finish




Black
DuraFlex

Details: Available in $\frac{1}{8}'' \times 3\frac{1}{2}''$ (Thickness x Wall Height), $\frac{1}{8}'' \times 4''$, $\frac{1}{8}'' \times 6''$, $\frac{3}{16}'' \times 3\frac{1}{2}''$, $\frac{3}{16}'' \times 4''$ and $\frac{3}{16}'' \times 6''$

Material: 6063 Aluminum Alloy









StructurEdge®

StructurEdge is a permanent, aluminum paving restraint system that is designed to out-perform plastic, PVC and steel systems. Its tight-fitting L-shaped design promotes healthy turf and accommodates irrigation heads. StructurEdge is designed with a V-notched base, allowing for easy installation of both straight and curvilinear runs.

- Versatile product that can be easily installed under the paver or away from the paver. In addition, each piece is capable of performing straight or curvilinear applications.
- Interlocking sliding connectors eliminate possible weak points. Its tight-fitting L-shaped design promotes healthy turf and accommodates irrigation heads (unlike bulky triangular restraints).
- StructurEdge readily forms curves, radii and angles, allowing wide installation flexibility.



Mill
Finish

Black
DuraFlex

Details: Available in $\frac{3}{32}'' \times 1\frac{5}{8}''$ (Thickness x Wall Height), $\frac{1}{8}'' \times 1\frac{5}{8}''$, $\frac{1}{8}'' \times 2\frac{1}{4}''$, $\frac{3}{16}'' \times 1\frac{5}{8}''$ and $\frac{3}{16}'' \times 2\frac{1}{4}''$

Material: 6063 Aluminum Alloy





BrickBlock®

BrickBlock is an economical aluminum paving restraint system that is designed as a permanent, reversible edging that is easier to install and out-performs plastic, PVC and steel systems. BrickBlock has two base options, each allowing one part to be used for both straight and curvilinear applications, while providing ultimate installation flexibility. BrickBlock's low profile promotes healthy turf growth and allows for irrigation heads to be placed along the paver's edge.

- BrickBlock's patented QuickClip™ connection system allows pieces to connect together effortlessly - simply butt two ends together and slide the clip over the top to firmly join pieces.
- The engineered ACCUTRAC™ Base System is rigid for clean straight runs, and can form smooth curves by cutting the bridge support.
- The V-TRAC™ Base System is a notched base allowing for smooth curves with no cutting.
- BrickBlock readily forms curves, radii and angles, allowing wide installation flexibility.



Mill
Finish



Black
DuraFlex

Details: Available in .065" x 1³/₄" (Thickness x Wall Height), .075" x 1³/₄" and .075" x 2³/₄"

Material: 6063 Aluminum Alloy







AsphaltEdge[®]

AsphaltEdge is a line of flexible, L-shaped aluminum asphalt restraints. One of the biggest drawbacks of asphalt compared to concrete and brick is an inconsistent edge. With Permaloc AsphaltEdge, you get a strong, uniform 90-degree edge. It installs quickly and easily, making your work stand out and providing a “finished look” - an excellent compliment to any asphalt installation.

- Engineered to extend the life of asphalt pavement by helping to prevent broken edges, provide uniform thickness throughout the pavement surface, and provide a finished, maintainable look along the asphalt border.
- Permaloc’s patented AsphaltEdge is the only product specifically designed to perform as an integral restraint system for asphalt.
- AsphaltEdge is designed for asphalt over aggregate, asphalt overlay, and asphalt over concrete, including residential, commercial and industrial applications.




Mill Finish Black DuraFlex

Details: Available in 1” x 2¹/₄” (Wall Height x Base), 1¹/₂” x 2¹/₄”, 2” x 2¹/₄”, 2¹/₂” x 2¹/₄”, 3” x 3”, 4” x 3”, and 5” x 3”
Material: 6005 Aluminum Alloy

AthletEdge®

AthletEdge is a line of flexible, L-shaped aluminum athletic surface restraints specifically designed for running tracks, jogging trails, tennis, basketball, and other court surfaces. AthletEdge's weep hole design and installation features work in concert with your athletic surfacing, allowing for water drainage and providing a clean, maintainable edge on your athletic installations.

- Engineered to extend the life of athletic surfaces by helping to prevent broken edges and provide a finished, maintainable look along the sport surface border.
- Permaloc's patented AthletEdge is the only product specifically designed to perform as an integral restraint system for asphalt type athletic surfaces.
- AthletEdge is designed for poured in place athletic surfaces, including residential, commercial and municipal applications.



Mill
Finish

Black
DuraFlex

Details: Available in 2" x 2¹/₄" (Wall Height x Base), 2¹/₂" x 2¹/₄", 3" x 3", 4" x 3", and 5" x 3"

Material: 6005 Aluminum Alloy








EX4 Extender®

Increases the wall height or base length of any size GeoEdge in 4" increments. Various combinations can create nearly any size edging for extensive and intensive roofs.





GeoEdge[®]

GeoEdge is a flexible, multi-height, durable aluminum edge restraint and component system for the green build environment, including landscaped roof systems and permeable pavement applications. GeoEdge has a sturdy L-shaped profile, and is available in a variety of heights with a series of cathedral-shaped holes along the wall to allow for water runoff.


- Engineered for use in greenroof applications, GeoEdge can be used to retain green roof planting material, as well as stones, pavers and tiles for rooftop walkways.
- With wall heights from 3" to 8.5", GeoEdge has proven successful for use with both Intensive and Extensive Greenroofs.
- GeoEdge is a lightweight, flexible restraint that provides a finished look and assures an easy installation. The TRUTRAC™ base allows for both straight runs and curves from a single piece.
- GeoEdge is manufactured from recycled aluminum material, is 100% recyclable, and qualifies for LEED points.



Mill
Finish

Black
DuraFlex

Details: Available in 3" x 3¹/₄" (Wall Height x Base), 3¹/₂" x 4¹/₂", 4" x 3¹/₄", 4¹/₄" x 3¹/₄", 4¹/₂" x 3¹/₄", 4¹/₂" x 4¹/₂", 4³/₄" x 3¹/₄", 5¹/₂" x 6¹/₂", 6¹/₂" x 3¹/₄", 6¹/₂" x 5¹/₂", 7¹/₂" x 8¹/₂", 8¹/₂" x 3¹/₄" and 8¹/₂" x 7¹/₂"



PRODUCT DETAILS

| | Product Line | Description | Features | Applications |
|------|--------------|---|--|-------------------------------------|
| Page | | | | |
| 12 | CleanLine | Commercial Grade Landscape Edging | <ul style="list-style-type: none"> ● Permanent stakeless interlocking connection system ● Heavy duty interlocking stakes ● Flexible, lightweight durable aluminum | Landscape Bed |
| 14 | CleanLine XL | Heavy-Duty Commercial Grade Landscape Edging | <ul style="list-style-type: none"> ● Secure, aesthetic connection with XLR Adapter ● Heavy duty 18" interlocking stakes ● Flexible, lightweight durable aluminum | Landscape Bed Aggregate Wall |
| 16 | ProLine | Residential/Light Commercial Grade Landscape Edging | <ul style="list-style-type: none"> ● CleanLine benefits in a lighter grade | Landscape Bed |
| 18 | ProSlide | Commercial Grade Landscape Edging | <ul style="list-style-type: none"> ● Stakeless, sliding connection system ● Cut and connect anywhere ● Heavy duty interlocking stakes ● Flexible, lightweight durable aluminum | Landscape Bed |
| 20 | ProSlide LT | Residential Grade Landscape Edging | <ul style="list-style-type: none"> ● ProSlide benefits in lighter grade | Landscape Bed |
| 22 | PermaStrip | L-Shaped Aluminum Maintenance Strip | <ul style="list-style-type: none"> ● Rigid L shape for straights/gentle curves ● Shape provides integrated installation | Maintenance Str |
| 24 | StructurEdge | Aluminum Brick and Paver Restraint | <ul style="list-style-type: none"> ● Application specific paver restraint ● Narrow profile promotes healthy turf and allows irrigation heads adjacent to pavers ● Sliding connection system eliminates possible weak points | Aggregate Wall |
| 26 | BrickBlock | Aluminum Brick and Paver Restraint | <ul style="list-style-type: none"> ● Narrow profile promotes healthy turf ● 2 base options allow maximum flexibility ● Permanent QuickClip connection | Brick Paver, Per |
| 28 | AsphaltEdge | Aluminum Asphalt Restraint | <ul style="list-style-type: none"> ● Provides a clean 90-degree finished edge ● Extends the life of the pavement ● Provides consistent and full compaction to the edge of pavement ● Also can be used with decomposed granite, gravel, and pavers | Brick Paver, Per Asphalt Surface |
| 30 | AthletEdge | Aluminum Athletic Surface Restraint | <ul style="list-style-type: none"> ● Provides a clean 90-degree finished edge ● Creates a physical termination point for surface ● Allows for drainage of athletic surface ● High quality aluminum restraint | Sports Surface |
| 32 | GeoEdge | Aluminum Green Build Restraint | <ul style="list-style-type: none"> ● Versatile series of edge restraints designed for green build applications ● TruTrac base allows for straight and curvilinear installations ● Wide array of height options allow for use in extensive and intensive green roofs. ● Made from recycled aluminum and is 100% recyclable ● Qualifies for LEED points | Brick Paver, Per Green Roof |

| Uses | Color Options | | | | | Sizes | Packaging | Includes | |
|--------------------------------------|---------------|-------------|-------------|--------------|-----------|---|---|---|--|
| | Mill Finish | Black Paint | Green Paint | Bronze Paint | Black Ano | | | 8' Sections | 16' Sections |
| Stairs | • | • | • | • | • | 1/8" x 3" 1/8" x 4" 1/8" x 5-1/2" 3/16" x 4" 3/16" x 5-1/2" | 15 - 8' Pieces (120') 15 - 8' Pieces (120') / 15 - 16' Pieces (240') 15 - 8' Pieces (120') / 15 - 16' Pieces (240') 15 - 8' Pieces (120') / 15 - 16' Pieces (240') 15 - 8' Pieces (120') / 15 - 16' Pieces (240') | 3 Stakes 3 Stakes 3 Stakes 3 Stakes 3 Stakes | 5 Stakes 5 Stakes 5 Stakes 5 Stakes |
| Stairs, Maintenance Strip, Walkway | • | • | | | | 3/16" x 5" 3/16" x 6" 3/16" x 8" 3/16" x 12" | 5 - 8' Pieces (40') / 5 - 16' Pieces (80') 5 - 8' Pieces (40') / 5 - 16' Pieces (80') 5 - 8' Pieces (40') / 5 - 16' Pieces (80') 3 - 8' Pieces (24') / 3 - 16' Pieces (48') | 3 Stakes 3 Stakes 3 Stakes 3 Stakes | 5 Stakes 5 Stakes 5 Stakes 5 Stakes |
| Stairs | • | • | • | • | | 1/8" x 4" | 15 - 8' Pieces (120') / 15 - 16' Pieces (240') | 3 Stakes | 5 Stakes |
| Stairs | • | • | • | • | • | 1/8" x 3" 1/8" x 4" 1/8" x 5-1/2" 3/16" x 4" 3/16" x 5-1/2" | 25 - 16' Pieces (400') 14 - 8' Pieces (112') / 14 - 16' Pieces (224') 14 - 8' Pieces (112') / 14 - 16' Pieces (224') 14 - 8' Pieces (112') / 14 - 16' Pieces (224') 14 - 8' Pieces (112') / 14 - 16' Pieces (224') | 3 Stakes 3 Stakes 3 Stakes 3 Stakes 3 Stakes | 5 Stakes 5 Stakes 5 Stakes 5 Stakes 5 Stakes |
| Stairs | • | • | • | • | | 1/8" x 4" | 14 - 8' Pieces (112') / 14 - 16' Pieces (224') | 3 Stakes | 5 Stakes |
| Maintenance Strip, Aggregate Walkway | • | • | | | | 1/8" x 3-1/2" 1/8" x 4" 1/8" x 6" 3/16" x 3-1/2" 3/16" x 4" 3/16" x 6" | 15 - 8' Pieces (120') / 15 - 16' Pieces (240') 15 - 8' Pieces (120') / 15 - 16' Pieces (240') 10 - 8' Pieces (80') / 10 - 16' Pieces (160') 15 - 8' Pieces (120') / 15 - 16' Pieces (240') 10 - 8' Pieces (80') / 10 - 16' Pieces (160') 8 - 8' Pieces (64') / 8 - 16' Pieces (128') | 3 Stakes 3 Stakes 3 Stakes 3 Stakes 3 Stakes 3 Stakes | 8 Stakes 8 Stakes 8 Stakes 8 Stakes 8 Stakes 8 Stakes |
| Walkway, Brick Paver | • | • | | | | 3/32" x 1-5/8" 1/8" x 1-5/8" 1/8" x 2-1/4" 3/16" x 1-5/8" 3/16" x 2-1/4" | 50 - 8' Pieces (400') 38 - 8' Pieces (304') 20 - 8' Pieces (160') 22 - 8' Pieces (176') 17 - 8' Pieces (136') | 50 Cnctrs 40 Cnctrs 20 Cnctrs 25 Cnctrs 20 Cnctrs | |
| Permeable Pavement | • | • | | | | .065" x 1-3/4" .075" x 1-3/4" .075" x 2-3/4" | 40 - 8' Pieces (320') 40 - 8' Pieces (320') 25 - 8' Pieces (200') | 40 Clips 40 Clips 25 Clips | |
| Permeable Pavement, Race | • | • | | | | 1" x 2-1/4" 1-1/2" x 2-1/4" 2" x 2-1/4" 2-1/2" x 2-1/4" 3" x 3" 4" x 3" 5" x 3" | 33 - 8' Pieces (264') 27 - 8' Pieces (216') 22 - 8' Pieces (176') 18 - 8' Pieces (144') 14 - 8' Pieces (112') 11 - 8' Pieces (88') 8 - 8' Pieces (64') | 35 Cnctrs 30 Cnctrs 25 Cnctrs 20 Cnctrs 15 Cnctrs 15 Cnctrs 10 Cnctrs | |
| Race | • | • | | | | 2" x 2-1/4" 2-1/2" x 2-1/4" 3" x 3" 4" x 3" 5" x 3" | 22 - 8' Pieces (176') 18 - 8' Pieces (144') 14 - 8' Pieces (112') 11 - 8' Pieces (88') 8 - 8' Pieces (64') | 30 Cnctrs 25 Cnctrs 20 Cnctrs 15 Cnctrs 10 Cnctrs | |
| Permeable Pavement, Race | • | • | | | | 3" x 3-1/4" 3-1/2" x 4-1/2" 4" x 3-1/4" 4-1/4" x 3-1/4" 4-1/2" x 3-1/4" 4-3/4" x 3-1/4" 4-1/2" x 4-1/2" 5-1/2" x 6-1/2" 6-1/2" x 3-1/4" 6-1/2" x 5-1/2" 7-1/2" x 8-1/2" 8-1/2" x 3-1/4" 8-1/2" x 7-1/2" | 14 - 8' Pieces (112') 11 - 8' Pieces (88') 11 - 8' Pieces (88') 11 - 8' Pieces (88') 11 - 8' Pieces (88') 11 - 8' Pieces (88') 11 - 8' Pieces (88') 5 - 8' Pieces (40') 5 - 8' Pieces (40') 5 - 8' Pieces (40') 3 - 8' Pieces (24') 3 - 8' Pieces (24') 3 - 8' Pieces (24') | 15 Cnctrs 25 Cnctrs 15 Cnctrs 15 Cnctrs 15 Cnctrs 15 Cnctrs 25 Cnctrs 10 Cnctrs 10 Cnctrs 10 Cnctrs 10 Cnctrs 10 Cnctrs 10 Cnctrs | |



PERMALOC FINISHES

MILL FINISH: Mill finish is the natural finish that aluminum extrusions have after being produced at the mill. It is “as is” with no external mechanical or chemical finishing. Mill Finish may have small spots of oxidation or die marks running the length of the edging. These imperfections create a unique, naturally beautiful product.

DURAFLEX PAINT: Our DuraFlex coating is electrostatically applied to the edging and placed in an oven to cure. DuraFlex offers a superior finish while adding many performance properties such as excellent resistance to corrosion, chemicals, heat, impact, abrasion, UV rays and extreme weather conditions. DuraFlex provides a smooth, even covering that allows for a refined finish.

BLACK ANODIZED: Anodizing is an electrochemical process that converts the metal surface into a decorative, durable, corrosion-resistant, anodic oxide finish. Anodized is our most durable finish, and the introduction of a black dye provides for a beautiful, even finish.



QUALITY.

SERVICE.

SELECTION.