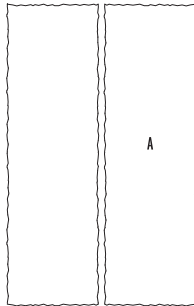




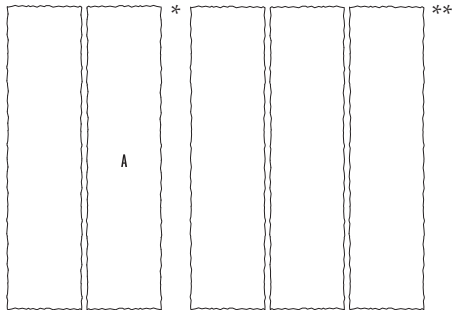
RÖCKA

DESCRIPTION: Steps **TEXTURE:** Natural stone (Fossil stone)

PALLET OVERVIEW - 48"



PALLET OVERVIEW - 60"



NOTES

Röcka 48" is a double-sided step. Each side has slight natural texture differences. Please take that into consideration when installing them side by side. We recommend keeping the same texture together.

Please note that there is a slight vertical angle on the front and back faces of the step $\frac{3}{8}$ ", from the bottom to the top of the step.


To achieve a natural appearance, product dimensions can vary $\pm\frac{3}{16}$ " (5 mm) for height and $\pm\frac{1}{2}$ " (13 mm) for length and width.

*For an authentic look, each color option is composed of a variety of darker & lighter tones. Natural ingredients such as granite are present within the recipe to allow for a range in tones, veining and textures from one stone to another.

Chocolate Brown

Rock Garden Brown

Riviera



Specifications per pallet		Imperial	Metric
48" DOUBLE-SIDED	Cubing	8 units	8 units
	Linear coverage per pallet	32 lin. ft	9.76 lin. m
	Approx. Weight	2 770 lbs	1 256 kg
	Number of rows	4	
	Linear coverage per row	8 lin. ft/row	2.44 lin. m/row



Unit dimensions	in	mm	Units/pallet
Height	6	152	8 units
Depth 1	14 $\frac{7}{8}$	378	
Depth 2	14 $\frac{1}{8}$	359	
Length	48	1 219	



Specifications per pallet*		Imperial	Metric
60"	Cubing	2 units	2 units
	Linear coverage per pallet	10 lin. ft/pal	3.05 lin. m/pal
	Approx. Weight	1 020 lbs	463 kg
	Number of rows	1	

Specifications per pallet**		Imperial	Metric
60"	Cubing	6 units	6 units
	Linear coverage per pallet	30 lin. ft/pal	9.14 lin. m/pal
	Approx. Weight	2 640 lbs	1 197 kg
	Number of rows	2	
Linear coverage per row		15 lin. ft/row	4.57 lin. m/row

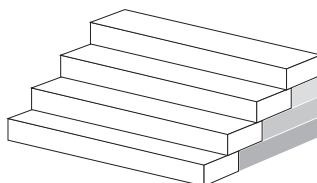


Unit dimensions	in	mm	Units/pallet
Height	6	152	2 units*
Depth 1	15 $\frac{1}{4}$	387	6 units**
Depth 2	14 $\frac{5}{8}$	371	
Length	60	1 524	



*Available while quantities last

**New packaging - Available Summer 2023



RÖCKA

WALL & EDGE

When building a staircase, the Röcka wall can be used to complete the sides and act as part of a structural system. See the product specifications on page 247.

PLEASE REFER TO P.4 FOR THE CORRECT USE AND LIMITATIONS OF PROVIDED TECHNICAL INFORMATION.

INSTALLATION GUIDE

STEPS

